



**VOLUME V**  
**ISBN No.: 978-81-953602-8-4**  
**Computational Science**

# NALLAMUTHU GOUNDER MAHALINGAM COLLEGE

An Autonomous Institution, Affiliated to Bharathiar University, An ISO 9001:2015 Certified Institution,


Pollachi-642001



**SUPPORTED BY**



**Riyasaa**  
Labs



**PROCEEDING**

**One day International Conference**

**EMERGING TRENDS IN SCIENCE AND TECHNOLOGY (ETIST-2021)**

**27<sup>th</sup> October 2021**

**Jointly Organized by**

**Department of Biological Science, Physical Science and Computational Science**

# **NALLAMUTHU GOUNDER MAHALINGAM COLLEGE**

An Autonomous Institution, Affiliated to Bharathiar University

An ISO 9001:2015 Certified Institution, Pollachi-642001.



Estd. 1957


Proceeding of the  
One day International Conference on  
**EMERGING TRENDS IN SCIENCE AND TECHNOLOGY (ETIST-2021)**  
27<sup>th</sup> October 2021

Jointly Organized by  
Department of Biological Science, Physical Science and Computational Science

Copyright © 2021 by Nallamuthu Gounder Mahalingam College

All Rights Reserved

ISBN No: 978-81-953602-8-4



978- 81- 953602- 8- 4

Nallamuthu Gounder Mahalingam College

An Autonomous Institution, Affiliated to Bharathiar University

An ISO 9001:2015 Certified Institution, 90 Palghat Road, Pollachi-642001.

[www.ngmc.org](http://www.ngmc.org)

# Data Mining and Machine Learning Techniques for Data Analysis

Dr P. Logeswari<sup>1</sup> - S. Sudha<sup>2</sup> - S.Sharmila<sup>3</sup>

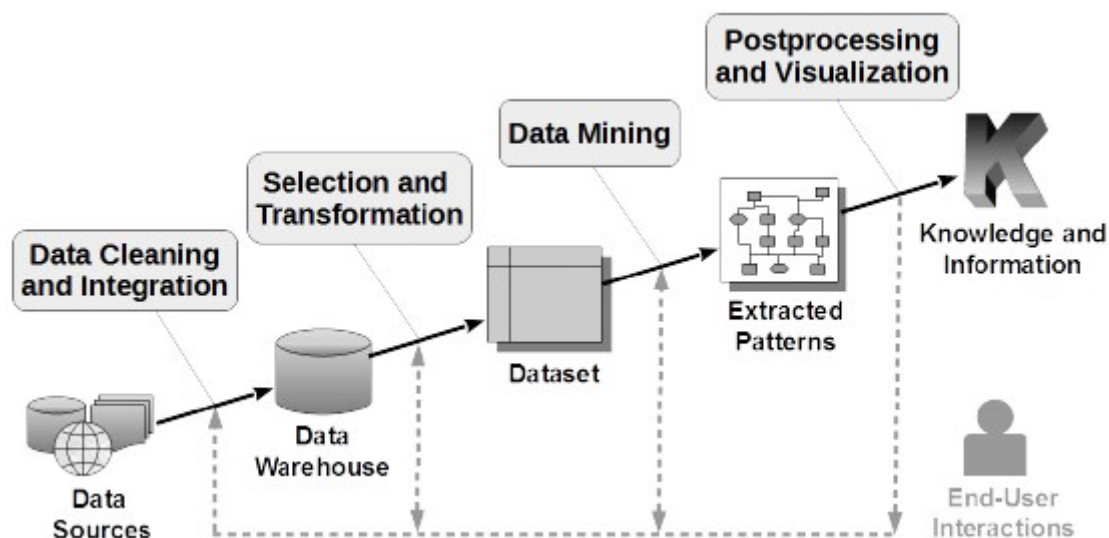
©NGMC 2021

**ABSTRACT:** Data mining techniques are critical for obtaining the business intelligence that businesses demand. Due to the large amount of data stored in today's world, it is impossible to manually evaluate data and identify its utility or trends. As a result, data mining and machine learning techniques can be beneficial. Interpreting the data's hidden knowledge In reality, data mining is most effective when it comes to generating patterns or trends patterns that were previously unknown Many algorithms have been developed and are divided into categories. There are two types of learning methods: supervised and unsupervised. It is critical to have a solid understanding of data mining and its applications.

**Keywords** – Data mining, Machine learning, Supervised learning, Unsupervised learning, Pattern recognition

## 1. INTRODUCTION

Data mining is riding groups with inside the actual global with its wealthy set of algorithms and strategies that would cater to the desires of numerous industries throughout the globe. Since a fact performs essential position with inside the boom of any organization, it's miles vital to recognize the significance of facts and facts mining. Data displays records and figures and except they're processed it isn't beneficial for making properly knowledgeable decisions. There are essential elements of facts analysis. The first one is referred to as transactional and the second is the analytical. The former is associated Online Transactional Processing (OLTP) and the latter is referred to as Online Analytical Processing (OLAP). OLTP carries modern-day transactions facts that is subjected to modifications on normal foundation at the same time as the OLAP holds ancient facts that may be used for facts analytics or mining.



**Figure 1: Phases in data mining**

As explored with the aid of using Inthasone et al. [1] information mining has extraordinary stages involved. However, simply with the aid of using look in Figure 1, it is able to be understood that information reassets are the enter and expertise and facts is the output. There are a few intermediate stages wherein information is being wiped clean and integrated, decided on and transformed, mined and commercial enterprise intelligence is obtained. The obtained BI can assist in making strategic decisions. From the literature, it's far observed that there are numerous strategies associated with information mining. They are reviewed in short on this paper. A huge style of algorithms exist in information mining. There are system studying strategies which can be broadly used withinside the industry. Most of the algorithms are broadly used for extraordinary functions to have BI this is used to assist corporations to develop fasters. The the rest of the paper is based as follows. Section 2 gives extraordinary system studying strategies. Section three affords look at of various clustering methods. Section four covers measures for similarity. Section five affords overview of literature that covers diverse information mining phenomena. Section 6 concludes the paper and affords instructions for destiny work.

## 2. MACHINE LEARNING TECHNIQUES

Machine gaining knowledge of strategies play critical function in distinct applications. Since information has turn out to be very beneficial and critical for businesses, there are masses of present system gaining knowledge of algorithms and new ones are invented from time to time. Figure 2 suggests distinct classes of system gaining knowledge of algorithms. The classes encompass reinforcement gaining knowledge of, semi-supervised gaining knowledge of, supervised gaining knowledge of and unsupervised gaining knowledge of. Supervised gaining knowledge of is the gaining knowledge of manner wherein a schooling dataset is furnished to the algorithm. With schooling dataset, a version is generated this is used for trying out unlabelled information. As the gaining knowledge of is ruled via way of means of schooling set, it's miles referred to as supervised gaining knowledge of method. Supervised gaining knowledge of strategies are used for class of items or any given items. Again supervised gaining knowledge of techniques can function on both non-stop information (numerical in nature) and express information (textual in nature). Regression and class strategies

come below supervised gaining knowledge of techniques. Housing fee prediction is an instance for regression whilst the scientific imaging is an instance for traditional class.

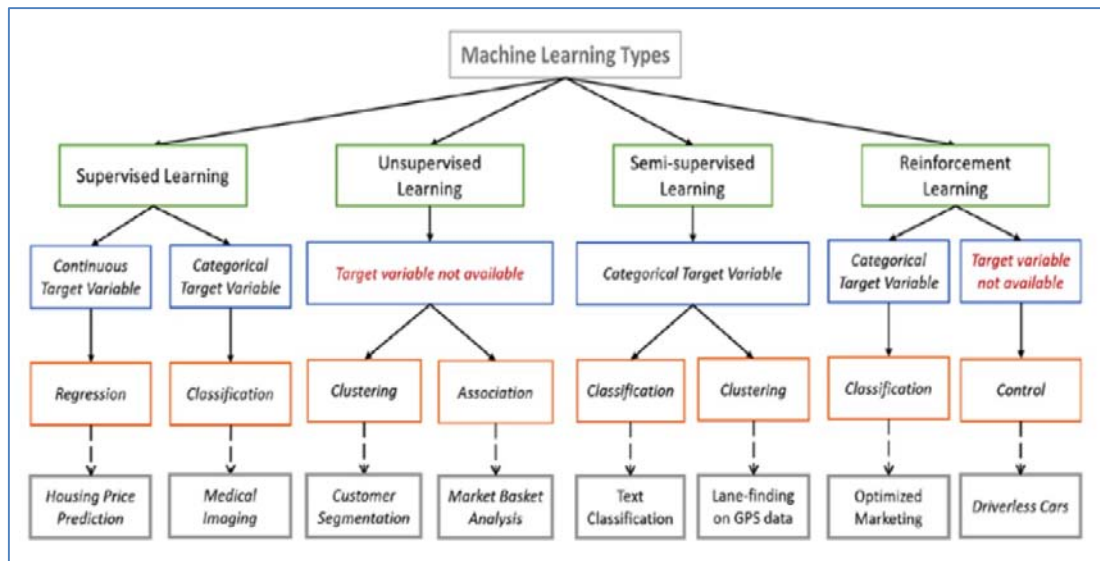
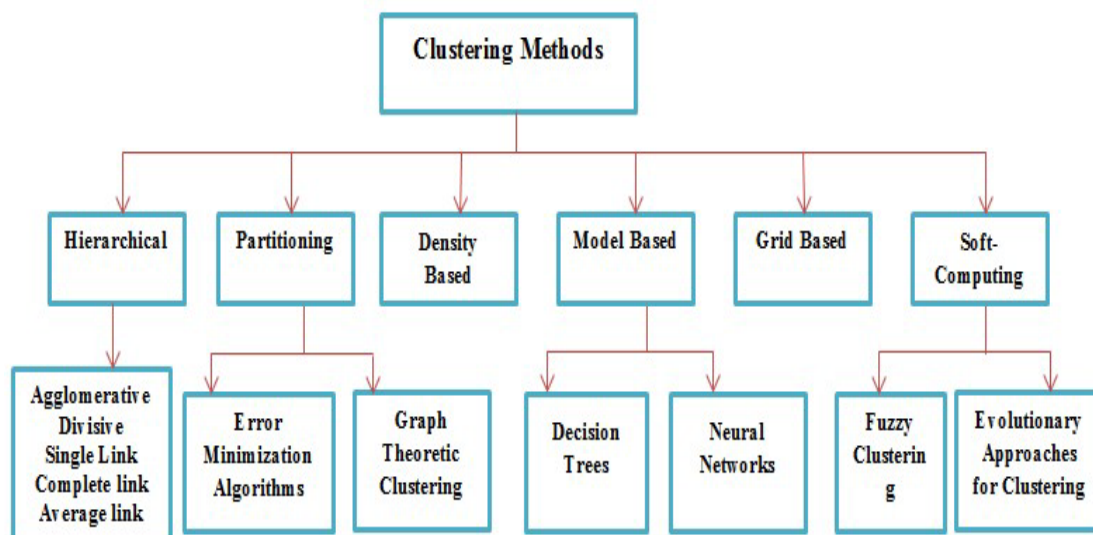


Figure 2: Machine learning methods

Unsupervised techniques, in contrast to their supervised counterparts, do not want education for gaining knowledge. Instead, while not having a education set, they are able to research and offer favored results. When goal variable isn't to be had or whilst education dataset isn't to be had, those techniques are used. Clustering and affiliation are examples for this sort of mastering. Customer segmentation is an instance for clustering at the same time as marketplace basket evaluation comes below affiliation. Semi-supervised mastering however is the mastering approach in which partial education is possible. Both clustering and category techniques can come below semi-supervised techniques in which express goal variable is used. Text category below category and lane locating on GPS facts below clustering are examples for semi-supervised mastering techniques. Reinforcement mastering is any other critical device mastering approach which can also additionally use both express goal variable or no goal variable at all. In the previous case, category is an instance at the same time as the instance for latter case is controlling associated approach. Optimized advertising is an instance for category at the same time as driverless vehicles is an instance for control [2].

### 3. CLUSTERING METHODS

There are many clustering strategies determined withinside the literature. These strategies are unsupervised mostly. They do not want schooling dataset. Again clustering strategies are labeled into exclusive types. They are referred to as hierarchical clustering, grid primarily based totally clustering, gentle computing, version primarily based totally clustering, density primarily based totally clustering and partitioning primarily based totally clustering. Clustering is largely a procedure of grouping given items primarily based totally on a given similarity function. Section four gives many similarity metrics which are had to attain clustering. A given item might also additionally belong to a cluster or group. The set of rules compares items and continues comparable items in clusters. Each cluster can have exceptionally comparable items. And among clusters, the items are exceptionally dissimilar. Therefore, similarity measures play crucial position in clustering.



**Figure 3: Clustering methods**

There are many examples for hierarchical clustering method. They consist of common link, entire link, unmarried link, divisive and agglomerative. Error minimization algorithms and graph theoretic algorithms are examples for partitioning primarily based totally clustering. Density primarily based totally clustering rely upon densities. Decision bushes and neural networks are instance for version primarily based totally approaches. Grid primarily based totally clustering outcomes in a grid that holds distinctive groups. Soft computing primarily based totally clustering has examples like fuzzy clustering and evolutionary algorithms.

#### 4. DATA MINING ALGORITHMS AND USAGE

Is broadly utilized in exclusive domain names. Janice M. Weibe [3] explored it for the category of textual files and the underlying sentences. Data is amassed from exclusive reassets like travel, movies, banks and automobiles. The phrases withinside the files are categorized into both bad or nice. This form of category comes below sentiment analysis. It facilitates agencies in exclusive domain names to recognize the opinion of humans of ten in social media. Overall nice or bad rating offers the specified intelligence to recognize how humans sense approximately a carrier or product. When a record carries extra nice phrases, it's far taken into consideration nice in any other case it's far dealt with as bad. Jalaj S. Modha et al. [4] centered on running on unstructured information with each subjective and goal capabilities. Different capabilities are hired as a way to recognize the traits withinside the information. Wilson et al. [5] then again proposed a singular technique for analysing sentiments.

Prior to category, the researcher reveals whether or not an expression impartial or not. Then reveals evaluations of humans and that they opined both bad or nice. Thus they might discover problems confronted through the company and took measures or tips for improvement. They used the notation of contextual polarity as a part of the machine wherein it's far finished automatically. They empirical take a look at found out higher results.

#### 5. CONCLUSIONS AND FUTURE WORK

In this paper, exceptional records mining algorithms are in brief discussed. It presents insights on device studying algorithms which includes supervised and unsupervised studying mechanisms. Different clustering techniques are reviewed. The take a look at additionally suggests the measures utilized in clustering. These measures locate the gap among items and selections are made without difficulty on exceptional clustering

selections. Similar items cross into identical cluster whilst distinctive items visit exceptional clusters. Classification alternatively is used to expect elegance labels while unlabelled take a look at records is provided. This paper presents beneficial knowhow to recognize the records mining and its techniques in a short manner. The scope of the paper is restricted to survey of numerous records mining strategies. In future, we intend to discover category strategies with area unique utility like reading molecular datasets and producing insights to enhance accuracy of IC 50 Predictions. Exploring data to those predominant techniques of records mining and device studying we will in addition observe the expertise in lots of upcoming regions wherein many enhancements are required.

## REFERENCES

- [1] Dr. P. Logeswari “Extraction of Subset- Want in Data Stream using EMDMICA Algorithm “ Volume 7 Issue VI, June 2019.
- [2] Dr. P. Logeswari, J. Gokulapriya “A Literature Review on Data Mining Techniques “in July Volume -7 Issue -7.
- [3] Dr. P. Logeswari, J. Gokulapriya “Literature Survey on Big Data Mining And Its Algorithmic Techniques “in July Volume -8 Issue 7.
- [4] Dr. P. Logeswari, G. Banupriya “A Survey on Implementations Solutions for Attack Prevention Cryptography Technique’s in WSN Using NS2” Volume 7, Issue 6 June 2021.
- [5] Dr. P. Logeswari, G. Banupriya “Review on Cryptography Techniques in WSN for Attack Prevention” volume 8, Issue 8.
- [6] Inthasone, Somsack & Pasquier, Nicolas & Tettamanzi, Andrea & da Costa Pereira, Celia. (2014). The BioKET Biodiversity Data Warehouse: Data and Knowledge Integration and Extraction. 10.1007/9783-319-12571-8\_12.
- [7] K. M. Leung, “Naive Bayesian classifier,” [Online] Available: <http://www.sharepdf.com/81fb247fa7c54680a94dc0f3a253fd85/naiveBayesianClassifier.pdf>, [Accessed: September 2018].
- [8] Zhou Yong , Li Youwen and Xia Shixiong “An Improved KNN Text Classification Algorithm Based on Clustering”, journal of computers, vol. 4, no. 3, march 2009.
- [9] Z. Zhou, Z. Yang, C. Wu, L. Shangguan, and Y. Liu, “Towards omnidirectional passive human detection,” in Proc. IEEE INFOCOM, vol. 12. Turin, Italy, 2013, pp. 3057–3065.
- [10] Z. Wu et al., “A fast and resource efficient method for indoor positioning using received signal strength,” IEEE Trans. Veh. Technol., vol. 65, no. 12, pp. 9747–9758, Dec. 2016.
- [11] S. Caccamo, R. Parasuraman, F. Båberg, and P. Ögren, “Extending a UGV teleoperation FLC interface with wireless network connectivity information,” in Proc. IEEE/RSJ Int. Conf. Intell. Robots Syst., Hamburg, Germany, 2015, pp. 4305–4312.
- [12] C.-H. Lin and K.-T. Song, “Probability-based location aware design and on-demand robotic intrusion detection system,” IEEE Trans. Syst., Man, Cybern., Syst., vol. 44, no. 6, pp. 705–715, Jun. 2014.
- [13] B. Li, J. Salter, A. G. Dempster, and C. Rizos, “Indoor positioning techniques based on wireless LAN,” in Proc. IEEE Int. Conf. LAN, 2007, pp. 13–16.
- [14] S. Mazuelas et al., “Robust indoor positioning provided by real-time RSSI values in unmodified WLAN networks,” IEEE J. Sel. Topics Signal Process., vol. 3, no. 5, pp. 821–831, Oct. 2009.
- [15] Z. Xiao et al., “Non-line-of-sight identification and mitigation using received signal strength,” IEEE Trans. Wireless Commun., vol. 14, no. 3, pp. 1689–1702, Mar. 2014.
- [16] Alahi, A. Haque, and L. Fei-Fei, “RGB-W: When vision meets wireless,” in Proc. IEEE Int. Conf. Comput. Vis., Santiago, Chile, 2015, pp. 3289–3297.
- [17] T. Roos, P. Myllymäki, H. Tirri, P. Misikangas, and J. Sievänen, “A probabilistic approach to WLAN user location estimation,” Int. J. Wireless Inf. Netw., vol. 9, no. 3, pp. 155–164, 2002.
- [18] Z. Yang, Z. Zhou, and Y. Liu, “From RSSI to CSI: Indoor localization via channel response,” ACM Comput. Surveys, vol. 46, no. 2, pp. 1–32, 2013.



- [19] E. Elnahrawy, X. Li, and R. P. Martin, "The limits of localization using signal strength: A comparative study," in Proc. 1st IEEE Commun. Soc. Conf. Sensor Ad Hoc Commun. Netw. (SECON), Santa Clara, CA, USA, 2004, pp.406–414.
- [20] Z. Li, T. Braun, and D. C. Dimitrova, "A passive WiFi source localization system based on finegrained power-based trilateration," in Proc. World Wireless Mobile Multimedia Netw., Boston, MA, USA, 2015, pp. 1–9.
- [21] D. Halperin, W. Hu, A. Sheth, and D. Wetherall, "Predictable 802.11 packet delivery from wireless channel measurements," ACM SIGCOMM Comput. Commun. Rev., vol. 40, no. 4, pp. 159–170, 2010.