


Department Copy

DEPARTMENT OF COMPUTER SCIENCE

Nallamuthu Gounder Mahalingam College
(Autonomous)
(An ISO 9001:2015 Certified Institution)
Re-Accredited by NAAC
Pollachi-642001



SYLLABUS



B. Sc. COMPUTER SCIENCE
BATCH 2019-2022

NGM COLLEGE

Vision

Our dream is to make the College an institution of excellence at the national level by imparting quality education of global standards to make students academically superior, socially committed, ethically strong, spiritually evolved and culturally rich citizens to contribute to the holistic development of the self and society.

Mission

Training students to become role models in academic arena by strengthening infrastructure, upgrading curriculum, developing faculty, augmenting extension services and imparting quality education through an enlightened management and committed faculty who ensure knowledge transfer, instil research aptitude and infuse ethical and cultural values to transform students into disciplined citizens in order to improve quality of life.

DEPARTMENT OF COMPUTER SCIENCE

Vision

Exploring innovative approaches to enhance learning opportunities through the integration of technology and to develop more responsive strategies for adapting curriculum and changing demands in the Computing Profession.

Mission

To provide strong theoretical foundation complemented with extensive practical training. Provide a learning ambience to enhance innovations, problem solving skills, leadership qualities, team-spirit, ethical responsibilities.

B.Sc. – COMPUTER SCIENCE DEGREE COURSE
(FOR THE CANDIDATES ADMITTED FROM THE ACADEMIC YEAR 2019 ONWARDS)
III to VI SEMESTERS: SCHEME OF EXAMINATIONS

Part	Course Code	Course Title	Hrs	Dur. Hrs	MAX.MARKS			Credits
					CIA	ESE	Total	
I SEMESTER								
I	19UTL101/ 19UHN101/ 19UFR101	Tamil Paper-I/ Hindi Paper-I/ French Paper-I	6	3	25	75	100	3
II	19UEN101	English Paper-I	6	3	25	75	100	3
III	19UCS101	Core I: Internet Basics and Programming in C	4	3	25	75	100	4
	19UCS102	Core II: Digital Computer Fundamentals and Organization	4	3	25	75	100	4
	19UCS1A1	Allied-1: Mathematics-I	4	3	25	75	100	4
	19UCS103	Core Lab I: Programming Lab in Internet Basics and C	4	3	20	30	50	2
IV	19HEC101	Human Excellence: Personal Values & SKY Yoga Practice-1	1	2	25	25	50	1
	19UHR101	Human Rights in India	1	2	-	50	50	2
V		Annexure-I						
Total							650	23
II SEMESTER								
I	19UTL202/ 19UHN202/ 19UFR202	Tamil Paper-II/ Hindi Paper-II/ French Paper-II	6	3	25	75	100	3
II	19UEN202	English Paper – II	5	3	25	75	100	3
III	19UCS204	Core III: Object Oriented Programming Using C++	4	3	25	75	100	4
	19UCS205	Core IV: Data and File Structure	4	3	25	75	100	4
	19UCS2A2	Allied -2: Mathematics-II (Discrete Mathematics)	4	3	25	75	100	4
	19UCS206	Core Lab II: Programming Lab in C++ and Data Structures	4	3	20	30	50	2
IV	19HEC202	Human Excellence: Family Values & SKY Yoga Practice-2	1	2	25	25	50	1
	19EVS201	Environmental Studies	2	2	-	50	50	2
V		Annexure-I						
Total							650	23

Part	Course Code	Title of the Paper	Hrs	Dur. Hrs	MAX.MARKS			Credits
					CIA	ESE	Total	
III SEMESTER								
III	19UCS307	Core V: Java Programming	4	3	25	75	100	4
	19UCS308	Core VI: Relational Database Management System and Oracle	5	3	25	75	100	4
	19UCS309	Core VII: Operating System	4	3	25	75	100	4
	19UCS3A3	Allied -3 : Computer Based Optimization Techniques	5	3	25	75	100	4
	19UCS310	Core Lab III: Programming Lab in Java	5	3	20	30	50	2
	19UCS311	Core Lab IV: Programming Lab in RDBMS	5	3	20	30	50	2
IV	19HEC303	Human Excellence Paper: Professional Values & SKY Yoga Practice-3	1	2	25	25	50	1
	19UCS3N1/ 19UCS3N2	Non-Major Elective Paper-I Photoshop Lab/ Advanced Applications in MS Excel Lab	1	2	-	50	50	2
V		Extension Activities (NSS, NCC, Sports & Games)						
Total							600	23
IV SEMESTER								
III	19UCS412	Core VIII: . NET Programming	4	3	25	75	100	4
	19UCS413	Core IX: Data Communication and Computer Networks	4	3	25	75	100	4
	19UCS414	Core X: Software Engineering	4	3	25	75	100	4
	19UCS4A4	Allied -4 : Accountancy for Decision Making	6	3	25	75	100	4
	19UCS415	Core Lab V: . NET Programming Lab	5	3	20	30	50	2
	19UCS416	Core Lab VI: Multimedia Lab	5	3	20	30	50	2
IV	19HEC404	Human Excellence Paper : Social Values & SKY Yoga Practice-4	1	2	25	25	50	1
	19UCS4N1/ 19UCS4N2	Non-Major Elective Paper-II Flash Lab/ Internet Services and Applications Lab	1	2	-	50	50	2
V		Extension Activities (NSS, NCC, Sports & Games)						
Total							600	23

Part	Course Code	Course Title	Hrs	Dur. Hrs	MAX.MARKS			Credits
					Int	Ext	Total	
<u>V SEMESTER</u>								
III	19UCS517	Core XI: Linux	4	3	25	75	100	3
	19UCS518	Core XII: Kotlin Programming	4	3	25	75	100	3
	19UCS519	Core XIII: Cyber Security	4	3	25	75	100	3
	19UCS5E1/ 19UCS5E2/ 19UCS5E3	Core Elective-I:	6	3	25	75	100	4
	19UCS520	Core Lab VII: Linux Lab	5	3	40	60	100	3
	19UCS521	Core Lab VIII: Programming lab using Kotlin	5	3	40	60	100	3
IV	19UCS5S1/ 19UCS5S2 / 19UCS5S3	Skill Based Elective-I	1	2	-	50	50	2
	19HEC505	Human Excellence Paper: National Values & SKY Yoga Practice-5	1	2	25	25	50	1
	19GKL501	General Knowledge	SS	2	-	50	50	2
Total							750	24

List of Electives-I

19UCS5E1 Software Testing
 19UCS5E2 Distributed Computing
 19UCS5E3 Client/Server Technology

Skill Based Elective I

19UCS5S1 Word Press
 19UCS5S2 Dream Weaver
 19UCS5S3 Quantitative Aptitude Skills

VI SEMESTER

III	19UCS622	Core XIV: Python Programming	4	3	25	75	100	3
	19UCS6E4 19UCS6E5 19UCS6E6	Core Elective – II	6	3	25	75	100	5
	19UCS6E7 19UCS6E8 19UCS6E9	Core Elective – III	6	3	25	75	100	5
	19UCS623	Core Lab IX: Python Programming Lab	5	3	40	60	100	3
	19UCS624	Core Lab X: Advanced Applications in MS Excel Lab	4	3	20	30	50	2
	19UCS625	Project	4	-	-	100	100	3
	IV	19UCS6S4/ 19UCS6S5/ 19UCS6S6	Skill based Elective-II	1	2	-	50	50
19HEC606		Human Excellence Paper: Global Values & SKY Yoga Practice-6	2	2	25	25	50	1

		650	24
Total		3900	140
Grand Total			
List Of Electives-II	List of Electives-III	Skill Based Elective-II	
19UCS6E4 Data mining and Warehousing 19UCS6E5 Big data Analytics 19UCS6E6 Grid and Cloud Computing	19UCS6E7 E-Commerce 19UCS6E8 Enterprise Resource Planning 19UCS6E9 Management Information System	19UCS6S4 Joomla 19UCS6S5 Macromedia Director 19UCS6S6 Soft Skills	

Annexure-I

List of Part - V Subjects

S.No	Course Code	Title
1.	19UNC401	NCC
2.	19UNS402	NSS
3.	19USG403	Sports and Games
4.	19URO404	Rotract Club
5.	19URR405	Red Ribbon Club
6.	19UYR406	Youth Red Cross
7.	19UCA407	Consumer Awareness Club
8.	19UED408	Entrepreneurship Development Cell
9.	19UCR409	Center for Rural Development
10.	19USS410	Student Guild of Service
11.	19UGS411	Green Society
12.	19UEO412	Equal Opportunity Cell
13.	19UFA413	Fine Arts Club

Bloom's Taxonomy Based Assessment Pattern

K1-Remember; K2- Understanding; K3- Apply; K4-Analyze; K5- Evaluate

1. Part I,II & III--Theory: 75 Marks

(i) TEST- I & II and ESE:

Knowledge Level	Section		Marks	Description	Total
K1 & K2	A(Answer all)	Q.1 to 5	10x1=10	MCQ	75
K3		Q.6 to 10		Define	
K3	B (Either or pattern)	Q.11 to 15	5x5=25	Short Answers	
K4 & K5		Q.16 is compulsory Q.17 to 21 (Answer 3 out of 5)	4x10=40	Descriptive/ Detailed	

2. Part IV--Theory: 50 Marks

Knowledge Level	Section		Marks	Description	Total
K1 & K2	A(Answer all)	Q.1 to 5	10x1=10	MCQ	50
K3, K4 & K5		Q.6 to 10		Define	
K3, K4 & K5	B (Answer 5 out of 8)	Q.11 to 18	5 x 8=40	Descriptive/ Detailed	

3. Practical Examinations:

Knowledge Level	Section	Marks	Total
K3	Practical & Record work	60/30	100/50
K4		40/20	
K5			

Note:

- Question paper pattern for Non-Major Elective(NME) Practical Paper (Maximum Marks: 50 Marks)

Two questions from Computer Science Practical - 40 marks
 Marks for Record - 10 marks

Components of Continuous Assessment

Components		Calculation	CIA Total
Test 1	75	$\frac{75+75+25}{7}$	25
Test 2	75		
Assignment/Seminar	25		

Programme Outcomes

- PO1:** To inculcate the strong fundamentals of mathematics and to develop competence in computer science.
- PO2:** To trigger the creativity and programming skills with enhanced knowledge and hands-on practical skill.

Programme Specific Outcomes

- PSO1:** To impart mathematical foundations of the algorithmic approach and computer science theory in the sculpting and design of computer based systems.
- PSO2:** Ability to apply the computer science knowledge in all domains and to inculcate strong problem solving skills through the courses of Computer Science.
- PSO3:** Ability to propose creativity and solutions, and to design modern, user-friendly applications that are greatly useful to the society.
- PSO4:** Ability to train the students in project based assignments as well as to analyze and interpret data.
- PSO5:** To impress upon students the importance of good ethical practices, right professional conduct and responsible team leadership, and to develop and update the skill required for IT industry.

Programme code:	B.Sc	Programme Title :	Bachelor of Science (Computer Science)	
Course Code:	19UCS307	Title :	Batch :	2019-2022
Hrs/Week:	4	Core V: Java Programming	Semester:	III
			Credits:	04

Course Objective

The objective of this course is to make the students to understand the various features of Java such as Packages, Applets, AWT controls, Stream classes and Files and make the students to apply the same for writing the programs.

Course Outcomes (CO)

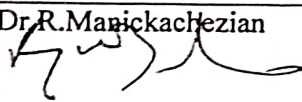



K1	CO1	To remember the OOPs concepts such as class, methods, inheritance, encapsulation and polymorphism etc.
K2	CO2	To understand the differences between application programs and applets, applet lifecycle and graphics programming.
K3	CO3	To implement programs using Thread, Applet and AWT controls like Text Fields, Buttons, Checkboxes, Radio Buttons and Layouts etc.,
K4	CO4	To evaluate java programs using stream classes and files.

Units	Contents	Hrs
Unit I	Java Evolution-Overview of Java Language-Constants, Variables & Datatypes-Operators & Expressions- <i>Decision making & branching</i> -Decision making & looping.	9
Unit II	Classes, Objects & methods- Arrays, Strings & Vectors-Interfaces: Multiple Inheritance-Packages: Putting classes together - Multithreaded Programming.	9
Unit III	Managing Errors & Exceptions- Applet Programming: Introduction-How Applets differ from application-Writing Applets-Building applet code- lifecycle-Executable Applet- <i>Designing Web page</i> -Applet tag-Adding & Running Applet using HTML File-Passing Parameters to Applets-Event Handling-Graphics Programming.	11
Unit IV	AWT: Labels, Buttons, Checkboxes, Radio Buttons(CheckBoxGroups), Choice and List Controls. AWT –Managing Scrollbars-TextFields-Text Areas. AWT: Layout Managers: FlowLayout- BorderLayout.	10
Unit V	Managing Input/Output in files in Java: Introduction-Concept of Streams-Stream Classes-Byte Stream classes-Character Stream Classes-Using Streams-Using I/O Classes, File Class-I/O Exceptions-Creation of Files-Reading/Writing Characters & Bytes-Handling primitive data types-Random Access Files-Interactive I/O-Other Stream Classes.	11
	Total Contact Hrs	50
	<i>*Italicized texts are for self study</i>	
	Power point Presentations, Seminar, Quiz and Assignment	

TEXT BOOKS	1.E.Balagurusamy,"Programming with Java – A Primer", Tata McGraw Hill Publishing Company Limited, New Delhi, 5th Edition, 2014. 2. Herbert Schildt,"The Complete Reference-Java2", Tenth Edition, TataMcGraw Hill Publishing Company Limited, New Delhi, 2017.
REFERENCES	1. Kogent Solutions Inc., "JAVA 6 Programming Black Book", Dream TechPress , New Delhi, 2009 2. K.Somasundram, "Programming in Java2", Jaico Publishing House, Chennai, 2005. 3. ISRD Group," Introduction to Object Oriented Programming through Java", Tata McGraw Hill Publishing Company, New Delhi, 2007.

CO \ PSO	PSO1	PSO2	PSO3	PSO4	PSO5
CO1	H	M	M	H	H
CO2	M	M	H	H	H
CO3	H	H	H	H	H
CO4	H	M	H	H	H

H-High; M-Medium; L-Low

Course Designed by	Verified by HOD	Checked by	Approved by
Name and Signature	Name with Signature	CDC	COE
Dr.R.Manickachezian 	Name: Dr.Antony Selvadoss Thanamani 	Name: K.Srinivasan 	Name: Dr.R.Muthukumar 
N.Arul kumar N.08	Signature:	Signature:	Signature:

K. SRINIVASAN, M.C.A.
Co-ordinator
Curriculum Development Cell (CDC)
NGM College (Autonomous)
Pollachi - 642 001.

Dr. R.MUTHUKUMARAN
Controller of Examinations
NGM College (Autonomous)
POLLACHI - 642 001.

Programme code:	B.Sc	Programme Title :	Bachelor of Science (Computer Science)	
Course Code:	19UCS308	Title :	Batch :	2019-2022
Hrs/Week:	5	Core VI: Relational Database Management System and Oracle	Semester:	III
			Credits:	04

Course Objective

The objective of this course is to make the students to understand and apply the principles of data modeling using Entity Relationship and normalization techniques and understand the use of Structured Query Language (SQL) and its syntax.

Course Outcomes (CO)

K1	CO1	To remember the basic concepts and applications of database systems and SQL.
K2	CO2	To understand the relational database theory, and be able to write relational algebra expressions for queries
K3	CO3	To apply design principles using the E-R method and normalization approach
K4	CO4	To interpret SQL interface of a relational DBMS package to create, secure, populate, maintain, and query a database and PL/SQL programming using Triggers and Cursors.

Syllabus






Units	Contents	Hrs
Unit I	Database Concepts: A Relational Approach: An Introduction- Relationships- Database Management System- The Relational Database Model – Integrity Rules – Theoretical Relational Languages – Relational Algebra, Applications of Relational Algebra, Relational Calculus. Database Design: Data Modeling – Dependency – Database Design – Entity – Relationship Model – DFD Diagrams – Codd's Rules for RDBMS.	10
Unit II	Normalization: Normal Forms (1NF, 2NF, 3NF, BCNF, 4NF) – Dependency Diagrams – <i>Denormalization</i> . Oracle9i: An Introduction – The SQL*Plus Environment – Structured Query Language – (SQL) – Logging into SQL*plus – SQL*plus Commands – Errors and Help – Alternate Text Editors – SQL*Plus Worksheet – iSQL*Plus	9
Unit III	Working with Table: Data Management and Retrieval: DML – Adding a new Row /Record – Customized Prompts – Updating and Deleting an existing Rows/Records – Retrieving data from table – Arithmetic Operations – Restricting data with WHERE Clause – Sorting – Revisiting substitution variables – DEFINE Command – CASE structure. Functions and Grouping: Built-in functions- Grouping Data	10
Unit IV	Multiple Tables: Joins and Set Operations: Join – Set Operations. PL/SQL: Introduction – Block Structure – Comments – <i>Data types</i> – Other data types – Declaration – Assignment Operators. Control Structures and Embedded SQL: Control Structures – Nested Blocks – SQL in PL/SQL – Data Manipulation – Transaction Control Statements.	10

Unit V	PL/SQL Cursors and Exceptions: Cursors – Implicit & Explicit Cursors and Attributes – Cursor FOR Loops – SELECT...FOR UPDATE – WHERE CURRENT OF Clause – Cursor with parameters – Cursor Variables – Exceptions – Types of Exceptions. PL/SQL: Composite Data Types: Records – Tables – VArrays - Triggers – Data Dictionary Views.	11
	Total Contact Hrs	50
	*Italicized texts are for self study	
	Power point Presentations, Seminar, Quiz and Assignment	
TEXT BOOKS	1. Nilesh Shah, 2005, "Database System Using Oracle-A Simplified Guide to SQL and PL/SQL", 2 nd Edition, Pearson Education.	
REFERENCES	1. Ivan Bayross, 2010, "SQL, PL/SQL-The programming language of Oracle", BPB Publication, 3 rd edition 2. Ivan Bayross, 2000, "Commercial Application Development Using Oracle", BPB Publication. 3. George Koch, 2000, "The Complete Reference - Oracle 8i ", Tata McGraw Hill publication.	

Mapping

PSO CO	PSO1	PSO2	PSO3	PSO4	PSO5
CO1	H	H	M	H	M
CO2	M	M	H	M	H
CO3	M	M	M	H	H
CO4	H	H	M	H	M

H-High; M-Medium; L-Low

Course Designed by	Verified by HOD	Checked by	Approved by
Name and Signature	Name with Signature	CDC	COE
Dr.R.Manickachezian  M.Dhavapriya 	Name: Dr.Antony Selvadoss Thanamani  Signature:	Name: K.Srinivasan  Signature:	Name: Dr.R.Muthukumaran  Signature:

K. SRINIVASAN, M.C.A.,
Co-ordinator
Curriculum Development Cell (CDC)
NGM College (Autonomous)
Pollachi - 642 001.

Dr. R.MUTHUKUMARAN
Controller of Examinations
NGM College (Autonomous)
POLLACHI - 642 001.

Programme code:	B.Sc	Programme Title :	Bachelor of Science (Computer Science)	
Course Code:	19UCS309	Title :	Batch :	2019-2022
		Core VII: Operating System	Semester:	III
Hrs/Week:	4		Credits:	04

Course Objective

To objective of the course is to enable the students to understand the concepts of operating system including process management, storage management, scheduling and windows.

Course Outcomes (CO)

K1	CO1	To remember the basic concepts Operating System
K2	CO2	To understand the concepts of Storage Allocation, Process Management, and Scheduling Algorithms
K3	CO3	To apply the Process Management principles and functionalities in Database Systems
K4	CO4	To review the case studies in Windows

Syllabus


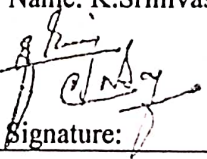

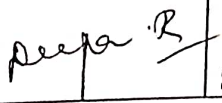

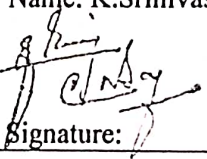

Units	Contents	Hrs
Unit I	Introduction: Definition of operating system – History of operating system. Hardware: Interrupts and polling – Buffering – Storage protection – online and offline operation – Cycle stealing – Problem state – Virtual storage – Multi processing – Storage Hierarchy – RISC. Software: Machine Language programming – Spooling – <i>Optimizing Compiler</i> – Object oriented programming – Emulation. Process Management: Definition – process states – The Process Control Block – Operations on process – Interrupt Processing – Nucleus of OS.	10
Unit II	Storage Mangement: Real Storage: Storage organization – Management – Hierarchy – Storage management Strategies – Contiguous Vs Non-contiguous storage allocation – Fixed partition multiple programming – Variable partition multiple programming – Multiprogramming with storage swapping – Virtual storage organization – Concepts – Paging – Segmentation – Paging /segmentation systems.	10
Unit III	Job and Processor Scheduling: Introduction –Scheduling levels – Scheduling objectives – Scheduling criteria – Preemptive Vs Non-preemptive scheduling – Priorities – FIFO – Round Robin –Quantum size – Shortest job – Shortest remaining time – Highest response ratio next. Deadlock: Definition – Examples – Deadlock prevention, avoidance, detection and recovery – Banker's Algorithm only.	10
Unit IV	Auxillary Storage Management: Disk performance optimization: Why Disk scheduling is necessary – Desirable characteristics of disk scheduling polices – Seek optimization – Disk Caching – RAM Disks. File and Database Systems : Introduction – File system- File system function – Blocking and buffering – File Organization – Allocating and freeing space – File Descriptor – Access Control matrix – access control by user classes – Backup and recovery	10

Unit V	Case study Windows: Introduction - <i>History- design goals</i> - system architecture. Process & thread management: Process & thread organization-scheduling-synchronization. Memory management: memory organization-allocation-page replacement. File system management: file system drivers-NTFS. Input output management: device drivers- I/O processing-interrupt handling-file cache management.	10
	Total Contact Hrs	50
	<i>*Italicized texts are for self study</i>	
	Power point Presentations, Seminar, Quiz and Assignment	
TEXT BOOKS	1. Deital, Deital, Choffnes "Operating systems", Pearson education and dorliing kindersly publishing,Inc., Third edition,2009.	
REFERENCES	1.Andrew S. Tanenbaum, Albert S. Woodhull, "Operating Systems Design and Implementation", Prentice Hall, Third Edition,2006	

Mapping

PSO CO	PSO1	PSO2	PSO3	PSO4	PSO5
CO1	M	M	M	H	M
CO2	M	H	H	M	H
CO3	H	M	M	H	H
CO4	M	M	M	H	M

H-High; M-Medium; L-Low

Course Designed by	Verified by HOD	Checked by	Approved by
Name and Signature	Name with Signature	CDC	COE
M.Malathi 	Name: Dr.Antony Selvadoss Thanamani	Name: K.Srinivasan 	Name: Dr.R.Muthukumar 
R.Deepa 	Signature: 	Signature: 	Signature: 

K. SRINIVASAN, M.C.A.,
Co-ordinator
Curriculum Development Cell (CDC)
NGM College (Autonomous)
Pollachi - 642 001.

Dr. R.MUTHUKUMARAN
Controller of Examinations
NGM College (Autonomous)
POLLACHI - 642 001.

Programme code:	B.Sc	Programme Title :	Bachelor of Science (Computer Science)	
Course Code:	19UCS3A3	Title :	Batch :	2019-2022
Hrs/Week:	5	Allied-3: Computer Based Optimization Techniques	Semester:	III
			Credits:	04

Course Objective

To enable the students to understand and to apply the resource management techniques available in OR including linear programming transportation assignment problem, inventory control, queuing theory and network problems.

Course Outcomes (CO)

K1	CO1	To remember the Linear Programming Problem concepts such as Mathematical formulations, Graphical Method, Two-phase problem, etc.
K2	CO2	To understand the differences between Transportation and Assignment Problems
K3	CO3	To implement concept of Sequencing, Replacement, Inventory and Queuing System
K4	CO4	To evaluate CPM,PERT methods

Syllabus






Units	Contents	Hrs
Unit I	Origin and development of OR – <i>Applications of OR</i> – Linear programming – Mathematical formulation of the problem – Graphical Method – Simplex Method – Two Phase Simplex Method (Big-M Method not included)–Primal and Dual problem- (Duality Method not included) - Dual Simplex Method	9
Unit II	Transportation Problem: Balanced Transportation problem and Un-Balanced Transportation problem-Row Minimum-Column Minimum-North-West Corner-Matrix Minima Method-Vogel’s Approximation Methods-MODI Method(u-v Method for OBFS). Assignment Problem: Balanced and Un-Balanced Assignment problem– Hungarian method – Routing problem.	10
Unit III	Sequencing problem: Problems with n jobs and 2 machines – Problems with ‘n’ jobs and ‘k’ machines. Inventory control – Types of inventory Economic Order Quantity: Model 1: EOQ problem with no shortages Model 2: EOQ problem with no shortages and several production runs of unequal length Model 3: EOQ problem with shortages. EOQ Problem with Price Breaks: Model 1: EOQ Problem with one price breaks.	10
Unit IV	Queueing Theory: Queueing System – Characteristics of Queueing system – Symbols and Notations- Queueing models Model 1: (M/M/1) : (∞/ FIFO) Model 2: (M/M/1) : (N/ FIFO) Model 3: (M/M/C) : (∞/ FIFO) Replacement Problem and System Reliability: Model 1: Value of Money does not change with time. Model 2: Value of Money change with time.	11

Unit V	Network Scheduling: Network and Basic components – <i>Logical sequencing:</i> Formation of a loop,Dangling,Redundancy-Network Construction- Rules of Network construction –Time calculation in Network-Numbering the events– Critical Path Method (CPM)– PERT: PERT Calculations (Normal table is not included).	10
	Total Contact Hrs	50
	<i>*Italicized texts are for self study</i>	
	Power point Presentations, Seminar and Assignment	
TEXT BOOKS	1.KantiSwarup, PK Gupta, Man Mohan, “Operations Research “, Sulthan Chand & Sons, Seventeenth edition, 2013.	
REFERENCES	1. S. DharaniVenkatakrishnan,“Operations Research”. KeerthiPublishing(p) ltd. 2002. 2. PK Gupta , Man Mohan, “Problems in Operations Research”. 3rd Edition,2001. 3. J K Sharma,“ Operations Research: Problems and Solutions”, 3 rd Edition 2013 4. G. Srinivasan “Operations Research: principles and Applications”, 2 nd Edition, 2012. Hamdy A.Taha,“Operations Research an Introduction”, Eight edition, Dorling Kindersley (India) Pvt.Ltd Publications,2007.	

Mapping

CO \ PSO	PSO1	PSO2	PSO3	PSO4	PSO5
CO1	M	H	M	H	H
CO2	H	M	M	H	H
CO3	M	M	H	H	M
CO4	H	M	H	H	H

H-High; M-Medium; L-Low

Course Designed by	Verified by HOD	Checked by	Approved by
Name and Signature	Name with Signature	CDC	COE
Dr.R.Manickachezian 	Name:Dr.Antony Selvadoss Thanamani 	Name: K.Srinivasan 	Name: Dr.R.Muthukumaran 
R.Nandhakumar 	Signature:	Signature:	Signature:

K. SRINIVASAN, M.C.A.,
 Co-ordinator
 Curriculum Development Cell (CDC)
 NGM College (Autonomous)
 Pollachi - 642 001.

Dr. R.MUTHUKUMARAN
 Controller of Examinations
 NGM College (Autonomous)
 POLLACHI - 642 001.

Programme code:	B.Sc	Programme Title :	Bachelor of Science (Computer Science)	
Course Code:	19UCS310	Title :	Batch :	2019-2022
Hrs/Week:	5	Core Lab III: Programming Lab in Java	Semester:	III
			Credits:	02

Course Objective

The objective of this course is to make the students to implement various features of java programming by using Java SDK environment to create, debug and run java programs.

Course Outcomes (CO)

K3	CO1	To apply the basic concepts of Java such as class, methods, constructors, arrays and interfaces to solve the problems.
K4	CO2	To analyze programs using method overloading, method overriding, packages and threads.
K5	CO3	To validate programs using event handling, applets, AWT controls and files.

Syllabus






Units	Contents	Hrs
	<p style="text-align: center;">SET A</p> <ul style="list-style-type: none"> • Program to sort the given names in alphabetical order. • Program for command line arguments. • Program to display the mark list of the students by using single inheritance. • Program to display the employee payslip using multiple inheritance. • Program for extending the Thread class. • Program to creating Thread by implementing Runnable Interface. • Program for method overloading. • Program for method overriding. • Program for exception handling. • Program to add the two numbers using applet. <p style="text-align: center;">SET B</p> <ul style="list-style-type: none"> • Program for Bank processing using Interface. • Program for salary details using packages. • Program for multithreading. • Program to create a Thread using a synchronized block within the run () method. • Program to display the different shapes using applet. • Program to display the image using applet. • Program using AWT Components (TextField, Button, Checkbox, CheckboxGroup, Choice and List) • Program to copy one file to another file. • Program to perform Key Events. • Program to perform Mouse Events. • Program for the processing of random access file. 	

INTERNAL MARK (20 Marks)		EXTERNAL MARK (30 Marks)	
Observation Record Note	5 Marks	Record Note	5 Marks
Practical Skills	5 Marks	Set A	10 Marks
Model Exam	10 Marks	Set B	15 Marks

Mapping

CO \ PSO	PSO1	PSO2	PSO3	PSO4	PSO5
CO1	H	M	H	M	H
CO2	H	H	M	H	M
CO3	M	M	H	H	M

H-High; M-Medium; L-Low

Course Designed by	Verified by HOD	Checked by	Approved by
Name and Signature	Name with Signature	CDC	COE
Dr.R.Manickachezian 	Name: Dr.Antony Selvadoss Thanamani 	Name: K.Srinivasan 	Name: Dr.R.Muthukumaran 
N.Arul kumar 	Signature:	Signature:	Signature:

K. SRINIVASAN, M.C.A.,
Co-ordinator
Curriculum Development Cell (CDC)
NGM College (Autonomous)
Pollachi - 642 001.

Dr. R.MUTHUKUMARAN
Controller of Examinations
NGM College (Autonomous)
POLLACHI - 642 001.

Programme code:	B.Sc	Programme Title :	Bachelor of Science (Computer Science)	
Course Code:	19UCS311	Title :	Batch :	2019-2022
Hrs/Week:	5	Core Lab IV: Programming Lab in RDBMS	Semester:	III
			Credits:	02

Course Objective

The objective of this lab is to provide a strong formal foundation in database concepts, technology and practice to the participants to groom them into well-informed database application developers.

Course Outcomes (CO)

K3	CO1	To apply the normalization techniques for development of application software to realistic problems and ability to formulate queries using SQL DML/DDL/DCL commands
K4	CO2	To interpret SQL interface of a relational DBMS package to create, secure, populate, maintain, and query a database and PL/SQL programming using Triggers and Cursors.
K5	CO3	To access data stored in an Oracle Relational DBMS using Oracle SQL, PL/SQL

Syllabus

Units	Contents	Hrs															
	<p style="text-align: center;">SET A</p> <ul style="list-style-type: none"> • Write the SQL Commands for DDL • Write the SQL Commands for DML • Write the SQL Commands for TCL • Write the SQL Commands to perform SQL Operations • Write the SQL Commands for Views • Write the SQL Commands for Joins • Write the SQL Commands to perform Set Operations • Write the SQL Commands for Sub Queries • Write a Pl/Sql program to Reverse a given number • Write a Pl/Sql program to find given number is Odd Or Even • Write a Pl/Sql program to display Fibonacci Series • Write a Pl/Sql program to find given number is Prime Or Not <p style="text-align: center;">SET B</p> <ul style="list-style-type: none"> • Apply Normalizations (1st, 2nd & 3rd) to the following table: <p>Table Name: Users</p> <table border="1" style="width: 100%; border-collapse: collapse;"> <thead> <tr> <th>Name</th> <th>Company</th> <th>Company Address</th> <th>Url1</th> <th>Url2</th> </tr> </thead> <tbody> <tr> <td>Joe</td> <td>ABC</td> <td>Work Lane</td> <td>abc.com</td> <td>xyz.com</td> </tr> <tr> <td>Jill</td> <td>XYZ</td> <td>1 Job Street</td> <td>abc.com</td> <td>xyz.com</td> </tr> </tbody> </table> <ul style="list-style-type: none"> • Salary Calculation Using Cursor • Write a Pl/Sql program to generate all prime numbers below 100 • Write a program to demonstrate %type and %rowtype attributes • Create a trigger before/after update on employee table for each row/statement • Create a trigger before/after delete on employee table for each row/statement • Create a trigger before/after insert on employee table for each row/statement 	Name	Company	Company Address	Url1	Url2	Joe	ABC	Work Lane	abc.com	xyz.com	Jill	XYZ	1 Job Street	abc.com	xyz.com	
Name	Company	Company Address	Url1	Url2													
Joe	ABC	Work Lane	abc.com	xyz.com													
Jill	XYZ	1 Job Street	abc.com	xyz.com													

- Create a cursor, which displays all employee numbers and names from the EMP table
- Create a cursor, which update the salaries of all employees as per the given data
- Create a cursor, which displays names of employees having salary > 50000
- Cursor For Loop
- **Database Schema for a Employee-pay scenario**

Tables: Employee , department, pay details, payroll
 For the above schema, perform the following—

- Create the tables with the appropriate integrity constraints
- Insert around 10 records in each of the tables
- List the employee details department wise
- List all the employee names who joined after particular date
- List the details of employees whose basic salary is between 10,000 and 20,000
- Give a count of how many employees are working in each department
- Give a names of the employees whose netsalary>10,000
- List the details for an employee_id=5
- Create a view which lists out the emp_name, department, basic, deductions, netsalary
- Create a view which lists the emp_name and his netsalary

INTERNAL MARK (20 Marks) **EXTERNAL MARK (30 Marks)**

Observation Note	Record	5 Marks
Practical Skills		5 Marks
Model Exam		10 Marks

Record Note	5 Marks
Set A	10 Marks
Set B	15 Marks

Mapping

PSO CO	PSO1	PSO2	PSO3	PSO4	PSO5
CO1	H	H	M	H	H
CO2	H	H	M	M	M
CO3	H	H	M	H	M

H-High; M-Medium; L-Low

Course Designed by	Verified by HOD	Checked by	Approved by
Name and Signature	Name with Signature	CDC	COE
Dr.R.Manickachezian M.Dhavapriya	Name: Dr.Antony Selvadoss Thanamani Signature:	Name: K.Srinivasan Signature:	Name: Dr.R.Muthukumaran Signature:

K. SRINIVASAN, M.C.A.
 Co-ordinator
 Curriculum Development Cell (CDC)
 NGM College (Autonomous)
 Pollachi - 642 002.

Dr. R.MUTHUKUMARAN
 Controller of Examinations
 NGM College (Autonomous)
 POLLACHI - 642 001.

Programme code:	B.Sc	Programme Title :	Bachelor of Science (Computer Science)	
Course Code:	19UCS3N1	Title :	Batch :	2019-2022
Hrs/Week:	1	Non-Major Elective Paper-I: Photoshop Lab	Semester:	III
			Credits:	02

Course Objective

The objective of this course is to make the students to gain a working knowledge of Photoshop and develop their skills in editing and altering photographs for through a basic understanding of the tool bar, layers, and the adjustments panel.

Course Outcomes (CO)

K3	CO1	To apply the different type of tools available in Photoshop to create simple applications.
K4	CO2	To interpret programs using various filters in Photoshop.
K5	CO3	To access the new tools for designing multi-layered applications.









Syllabus

Units	Contents	Hrs						
	<p style="text-align: center;">SET A</p> <ul style="list-style-type: none"> • Image Menu using Photoshop • Reduce Picture Size using Photoshop • Replace color in an image using Photoshop • Make a simple book cover by using basic functionalities using Photoshop • Transfer an object from one image to another and erase background using Photoshop • Add a pattern as background using Photoshop <p style="text-align: center;">SET B</p> <ul style="list-style-type: none"> • Create India Map using Photoshop • Retouching photos using Photoshop • Take a logo and modify it using Photoshop • Alter an image using filters using Photoshop • Special Effects-Color in black and white image using Photoshop • Special Effects-Feathered Portraits (Soft fade) using Photoshop <p style="text-align: center;">EXTERNAL MARK (50 Marks)</p> <table border="1" style="margin-left: auto; margin-right: auto;"> <tr> <td>Record Note</td> <td>10 Marks</td> </tr> <tr> <td>Set A</td> <td>20 Marks</td> </tr> <tr> <td>Set B</td> <td>20 Marks</td> </tr> </table>	Record Note	10 Marks	Set A	20 Marks	Set B	20 Marks	
Record Note	10 Marks							
Set A	20 Marks							
Set B	20 Marks							

Mapping

CO \ PSO	PSO1	PSO2	PSO3	PSO4	PSO5
CO1	H	H	H	M	H
CO2	M	M	H	H	H
CO3	H	H	M	H	M

H-High; M-Medium; L-Low

Course Designed by	Verified by HOD	Checked by	Approved by
Name and Signature	Name with Signature	CDC	COE
M.Malathi 	Name: Dr.Antony Selvadoss Thanamani 	Name: K.Srinivasan 	Name: Dr.R.Muthukumaran 
N.Arul kumar 	Signature: 	Signature: 	Signature: 

K. SRINIVASAN, M.C.A.,
Co-ordinator
Curriculum Development Cell (CDC)
NGM College (Autonomous)
Pollachi - 642 001.

Dr. R.MUTHUKUMARAN
Controller of Examinations
NGM College (Autonomous)
POLLACHI - 642 001.

Programme code:	B.Sc	Programme Title :	Bachelor of Science (Computer Science)	
Course Code:	19UCS3N2	Title :	Batch :	2019-2022
Hrs/Week:	1	Non-Major Elective Paper-I: Advanced Applications in MS Excel Lab	Semester:	III
			Credits:	02

Course Objective

This course was designed for the intermediate student who has already mastered the basic skills and wants to gain more advanced skills to put to work in a business environment or for personal use.

Course Outcomes (CO)

K3	CO1	To apply the basic concepts of Excel such as mathematical function, Data function, text function
K4	CO2	To analyze the data using charts
K5	CO3	To validate the data using if statements.



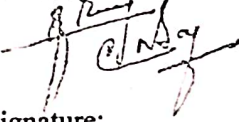





Syllabus

Units	Contents	Hrs						
	<p style="text-align: center;">SET A</p> <ul style="list-style-type: none"> • In a new worksheet, create a table and insert information of student details. Use features of Format Menu. • Create employee table and calculate the salary. Use mathematical functions for the worksheet. • Create own templates in Excel. • Create and use data validation rules. • Create, manage, and format pivot tables and pivot charts. <p style="text-align: center;">SET B</p> <ul style="list-style-type: none"> • Create and write complex formulas. • Create and use IF statements. • Apply custom and prebuilt conditional formatting. • Work with functions to manipulate strings of text and data. • Create charts in excel <p style="text-align: center;">EXTERNAL MARK (50 Marks)</p> <table border="1" style="margin-left: auto; margin-right: auto;"> <tr> <td>Record Note</td> <td>10 Marks</td> </tr> <tr> <td>Set A</td> <td>20 Marks</td> </tr> <tr> <td>Set B</td> <td>20 Marks</td> </tr> </table>	Record Note	10 Marks	Set A	20 Marks	Set B	20 Marks	
Record Note	10 Marks							
Set A	20 Marks							
Set B	20 Marks							

Mapping

CO \ PSO	PSO1	PSO2	PSO3	PSO4	PSO5
CO1	H	H	M	H	H
CO2	H	M	M	H	H
CO3	M	M	H	H	M

H-High; M-Medium; L-Low

Course Designed by	Verified by HOD	Checked by	Approved by
Name and Signature	Name with Signature	CDC	COE
M.Malathi 	Name: Dr. Antony Selvadoss Thanamani 	Name: K. Srinivasan 	Name: Dr.R.Muthukumaran 
R.Deepa 	Signature: 	Signature: 	Signature: 

K. SRINIVASAN, M.C.A.,
Co-ordinator
Curriculum Development Cell (CDC)
NGM College (Autonomous)
Pollachi - 642 001.

Dr. R. MUTHUKUMARAN
Controller of Examinations
NGM College (Autonomous)
POLLACHI - 642 001.

Programme code:	B.Sc	Programme Title :	Bachelor of Science (Computer Science)	
Course Code:	19UCS412	Title :	Batch :	2019-2022
Hrs/Week:	4	Core V: .NET Programming	Semester:	IV
			Credits:	04

Course Objective

The course gives introduction to the .Net framework, library and various applications involved in it. It enables the students to learn and develop Windows and Web applications for the .NET platform.

Course Outcomes (CO)

K1	CO1	To remember the OOPs concepts such as class, objects, methods, Inheritance etc.
K2	CO2	To understand the concepts of the .NET framework as a whole and the technologies that constitutes the framework.
K3	CO3	To deploy various application oriented projects using ADO.NET
K4	CO4	To analyze industry defined problem and suggesting solution using .NET application.

Syllabus



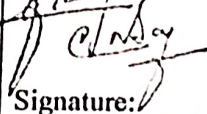

Units	Contents	Hrs
Unit I	Introduction to .Net: .net framework- Introducing C#-Overview of C#-Literals, variables and data types-operators and expressions-Decision making and branching-decision making and looping-methods in C#-Arrays.	10
Unit II	Difference between VB6 and VB.Net-Object-Oriented programming and VB.Net-Data types-Variables-Operators-Arrays-Conditional logic.	9
Unit III	Procedures- Dialog boxes- File IO and System objects- Error handling- -Classes and Objects- Multithreading-Message Queue.	11
Unit IV	VB.Net IDE-Compiling and Debugging- Data access: ADO.Net- Visual studio .Net and ADO.Net. Windows Forms: Controls-Specific controls- Irregular forms.	11
Unit V	Vb.Net and web: Introduction to ASP.Net page framework- HTML server controls- Web controls- Validation controls- Events- State management- Tracing- Security.	9
	Total Contact Hrs	50
	<i>*Italicized texts are for self study</i>	
	Power point Presentations, Seminar, Quiz and Assignment	
TEXT BOOKS	1.Bill Evjen, Jason Beres, et.al, Visual Basic .Net programming, Wiley Dreamtech India (p) Ltd. ISBN 81-265-0254-1. 2. E.Balaguruswamy "Programming in C#" McGraw-Hill publication,2012 Edition.	

REFERENCES	1. K- Steven Holzner "Visual Basic .NET Programming Black Book" 2005 Edition. 2. E.Balaguruswamy "Programming in C#" McGraw-Hill publication, 2012 Edition. 3. Jeffrey R. Shapiro "VB.NET Complete Reference" McGraw-Hill Companies, 2002. 4. Mc Downell "ASP.NET complete reference", 2007.
-------------------	---

Mapping

CO \ PSO	PSO1	PSO2	PSO3	PSO4	PSO5
CO1	H	H	M	M	M
CO2	H	H	H	H	M
CO3	H	M	H	H	H
CO4	H	H	H	H	H

H-High; M-Medium; L-Low

Course Designed by	Verified by HOD	Checked by	Approved by
Name and Signature	Name with Signature	CDC	COE
K.Srinivasan  K.Kannika Parameswari	Name: Dr. Antony Selvadoss Thanamani  Signature:	Name: K.Srinivasan  Signature:	Name: Dr.R.Muthukumar  Signature:

K. SRINIVASAN, M.C.A.,
 Co-ordinator
 Curriculum Development Cell (CDC)
 NGM College (Autonomous)
 Pollachi - 642 001.

Dr. R.MUTHUKUMARAN
 Controller of Examinations
 NGM College (Autonomous)
 POLLACHI - 642 001.

Programme code:	B.Sc	Programme Title :	Bachelor of Science (Computer Science)	
Course Code:	19UCS413	Title :	Batch :	2019-2022
		Core IX: Data Communication and Computer Networks	Semester:	IV
Hrs/Week:	4		Credits:	04

Course Objective

To enable the students to understand the concepts and principles of data communication and networking including topology, protocols, and types of networks.

Course Outcomes (CO)

K1	CO1	To remember the basic concepts Networks
K2	CO2	To get the idea on Connection-oriented and Connection-less networks
K3	CO3	To apply design principles and functionalities in OSI Reference Layers
K4	CO4	To analyze ISDN network, TCP/IP, etc.,

Syllabus

Units	Contents	Hrs
Unit I	Introduction: Communications and Networking-fundamental concepts-Data communications-Protocols-Standards-Signal Propagation-Analog and Digital Signals-Parallel and Serial Communications-Simplex, Half-duplex and full duplex communications-Multiplexing-Transmission errors-Detection and	9
Unit II	Transmission Media: Guided Media-Twisted Pair-Coaxial Cable-Optical fiber-Unguided Media -Microwave Communication-Satellite Communication-FDMA,CDMA,SDMA. Network Topology: Mesh Topology-Star Topology-Tree Topology- <i>Ring Topology-Bus Topology-Hybrid Topology.</i> Switching and Routing: Switching basics-Circuit switching-Packet switching-Message switching-Router and Routing.	11
Unit III	Networking protocols and OSI model-Protocols in Computer Communication-OSI Reference Models-Physical layer-Data link layer-Network layer-Transport Layer-Session Layer-Presentation Layer-Application Layer-Internet Layer.	9
Unit IV	Local Area Network (LAN)-Ethernet-Ethernet properties-CSMA/CD-Metropolitan Area Network (MAN)-Distributed Queue Dual Bus(DQDB)-Switched Multimegabit Data Services(SMDS)-Wide Area Network(WAN)-WAN Architecture	10
Unit V	Integrated Services Digital Network(ISDN)-ISDN Architecture-ISDN Interfaces-X.25 Protocol-Understanding and Working of X.25 protocol.TCP/IP: An Introduction to TCP/IP- Basics- IP Addresses-<i>Logical Addresses</i>-TCP/IP Example. ARP-RARP.	11
	Total Contact Hrs	50
	<i>*Italicized texts are for self study</i>	
	Power point Presentations, Seminar, Quiz and Assignment	

TEXT BOOKS	1 . Achyit S Godbole,"Data Communications And Computer Networks", - TataMcGrawHill, FourteenthEdition, 2007. 2. William Stallings," Data and Computer Communications", PearsonEducation, Sixth Edition, 20
REFERENCES	1. Andrew S. Tannenbaum,"Computer Networks", Prentice hall of India, FourthEdition, 2003. 2. W.Stallings,"Data and Computer Communications", Prentice hall of India, SeventhEdition, 2004.

Mapping

PSO CO	PSO1	PSO2	PSO3	PSO4	PSO5
CO1	H	M	M	H	M
CO2	M	M	H	M	H
CO3	M	M	M	H	H
CO4	M	H	M	H	M

H-High; M-Medium; L-Low

Course Designed by	Verified by HOD	Checked by	Approved by
Name and Signature	Name with Signature	CDC	COE
Dr.Antony Selvadoss Thanamani R.Deepa	Name: Dr.Antony Selvadoss Thanamani Signature:	Name: K.Srinivasan Signature:	Name: Dr.R.Muthukumar Signature:

K. SRINIVASAN, M.C.A.
Co-ordinator
Curriculum Development Cell (CDC)
College (Autonomous)
201.

Dr. R.MUTHUKUMARAN
Controller of Examinations
NGM College (Autonomous)
POLLACHI - 642 001.

Programme code:	B.Sc	Programme Title :	Bachelor of Science (Computer Science)	
Course Code:	19UCS414	Title :	Batch :	2019-2022
Hrs/Week:	4	Core X:Software Engineering	Semester:	IV
			Credits:	04

Course Objective

The objective of this course is to make the students to learn all the software development approaches and design methodologies and usage of tools in software development process.

Course Outcomes (CO)

K1	CO1	To recollect basic software quality assurance practices to ensure that software designs, development, and maintenance meet or exceed applicable standards.
K2	CO2	To understand concepts of software process models, management activities, requirement gathering.
K3	CO3	To implement proficiency of quality in software development process.
K4	CO4	To review and manage software projects in designing, testing, cost estimation and risk management.

Syllabus

Units	Contents	Hrs
Unit I	Software and Software Engineering :Nature of software- Defining software, Software Application Domains, Legacy Software-,Software Engineering, The software process, Software Engineering practice – The essence of Practice, General Principles -, Software Myths. Process models : A generic process model – Defining a framework activity, identifying a Task Set, Process Patterns -	9
Unit II	Understanding Requirements : Requirements Engineering, Establishing the groundwork – Identifying Stakeholders, Recognizing multiple viewpoints, Working toward Collaboration, Asking the first questions, Eliciting requirements – Collaborative requirement gathering, Quality function Deployment, Usage Scenario, Elicitation Work Products , Developing use cases, building the requirements model – Elements of the requirements Model, Analysis pattern,Negotiating requirements, validating requirements. Requirement Modelling :Requirement Analysis, Data modelling concepts, Class-based modelling, Requirement modelling strategies, Flow oriented modeling.	9
Unit III	Design Concepts :Design within the context of Software Engineering, The design process – Software quality guidelines and attributes, The evolution of software design -, Design concepts – Abstraction, Architecture, <i>Patterns</i> , Separation of concerns, Modularity, information hiding, Functional Independence, refinement, Aspects, Refactoring, Object Oriented design concepts- Design classes , The design Model – Data Design elements, Architectural Design elements, Interface Design Elements, Component-Level Design elements, Deployment level Design elements.	11






Syllabus
- revise

Unit IV	Quality concepts: Introduction, Software quality, Achieving software quality, Review metrics and their use, Informal reviews, Formal technical reviews .Software Quality Assurance:SQA tasks, Goals and metrics, Formal approaches to SQA, Statistical Software quality assurance-A Generic example –six sigma for software Engineering, Software Reliability-Measures of Reliability and availability-software safety, SQA plan.	10
Unit V	Project Management concepts: The management spectrum. Estimation for software projects: The project planning process, Software project estimation, Decomposition techniques, Empirical estimation models, Project scheduling. Risk management: Risk identification, Risk projection, The RMMM plan.	11
		50
	*Italicized texts are for self study	
	Power point Presentations, Seminar, Quiz and Assignment	
TEXT BOOKS	Pressman S Roger, Software Engineering A Practitioner's Approach, McGraw Hill, International Editions, 7th edition, 2014.	
REFERENCES	1. Somerville, Ian, Software Engineering, Addison Wesley,9th Edition, 2010. 2. Rumbaugh, James, Object Oriented Modeling and design,searson Education, New Delhi, 2005. Evaluation Pattern.	

Mapping

CO \ PSO	PSO1	PSO2	PSO3	PSO4	PSO5
CO1	H	H	M	H	H
CO2	H	M	M	H	H
CO3	M	M	H	H	H
CO4	H	H	H	H	H

H-High; M-Medium; L-Low

Course Designed by	Verified by HOD	Checked by	Approved by
Name and Signature	Name with Signature	CDC	COE
Dr.Antony Selvadoss Thanamani 	Name: Dr.Antony Selvadoss Thanamani 	Name: K.Srinivasan 	Name: Dr.R.Muthukumar 
P.Jayapriya 	Signature:	Signature:	Signature:

K. SRINIVASAN, MCA
Co-ordinator
Curriculum Development Cell (CDC)
NGM College (Autonomous)
Pollachi - 642 091.

Dr. R.MUTHUKUMARAN
Controller of Examinations
NGM College (Autonomous)
POLLACHI - 642 001.

Programme code:	B.Sc	Programme Title :	Bachelor of Science (Computer Science)	
Course Code:	19UCS415	Title :	Batch :	2019-2022
Hrs/Week:	5	Core Lab V: .NET Programming Lab	Semester:	IV
			Credits:	02

To develop the student's knowledge in windows applications and web applications using visual studio.NET.

Course Objective

Course Outcomes (CO)

K3	CO1	To remember the basic concepts of oops.
K4	CO2	To get the idea of developing application projects using ADO.NET
K5	CO3	To validate programs using various validation controls.

Syllabus

Units	Contents	Hrs
	<p style="text-align: center;">SET A</p> <ul style="list-style-type: none"> • Create a Program to implement the concepts of Object oriented programming techniques in console Applications. • Create a program to implement multiple inheritance using interface in console Applications. • Create a program to validate the data members in the class using property in console Applications. • Create a program to catch the exceptions in console Applications. • Create a program to implement multithreading in console Applications. • Write a program to perform file operations in console Applications. • Create a directory list using tree view control in Windows Applications. • Create a calculator using basic controls in Windows Applications. • Create a notepad editor using Context menu strip and menu controls in Windows Applications. • Create an application to illustrate the use of dialog boxes in Windows Applications. • Create a web page to generate a photo gallery in Web Applications. • Create a website for online Quiz in web Applications. <p style="text-align: center;">SET B</p> <ul style="list-style-type: none"> • Write a program to implement stack operations using array in console Applications. • Write a program to implement Queue using array in console Applications. • Create an application for students proctorial report in Windows Applications. • Create an application for library management system in Windows Applications. • Create an application for Pay roll processing system in Windows Applications. • Create a program To generate electricity Bill in Windows Applications. • Create an application for encryption and decryption in Web Applications. • Create an Alumni registration form in Web Applications. • Create your own portal which describes yourself and your skills in Web Applications. 	

<ul style="list-style-type: none"> • Create a portal for online purchasing system in Web Applications. • Create a portal and validate the web page using validation controls in Web Applications. • Create a web page and validate that page using client side scripting in Web Applications. • Create a crystal report for Alumni registration portal in Web Applications Program using AWT components. 																
<p>INTERNAL MARK (20 Marks)</p> <table border="1"> <tr> <td>Observation Note</td> <td>Record</td> <td>5 Marks</td> </tr> <tr> <td colspan="2">Practical Skills</td> <td>5 Marks</td> </tr> <tr> <td colspan="2">Model Exam</td> <td>10 Marks</td> </tr> </table>	Observation Note	Record	5 Marks	Practical Skills		5 Marks	Model Exam		10 Marks	<p>EXTERNAL MARK (30 Marks)</p> <table border="1"> <tr> <td>Record Note</td> <td>5 Marks</td> </tr> <tr> <td>Set A</td> <td>10 Marks</td> </tr> <tr> <td>Set B</td> <td>15 Marks</td> </tr> </table>	Record Note	5 Marks	Set A	10 Marks	Set B	15 Marks
Observation Note	Record	5 Marks														
Practical Skills		5 Marks														
Model Exam		10 Marks														
Record Note	5 Marks															
Set A	10 Marks															
Set B	15 Marks															

Mapping

CO \ PSO	PSO1	PSO2	PSO3	PSO4	PSO5
CO1	H	H	M	H	M
CO2	H	M	H	H	H
CO3	H	H	M	H	M

H-High; M-Medium; L-Low

Course Designed by	Verified by HOD	Checked by	Approved by
Name and Signature	Name with Signature	CDC	COE
K.Srinivasan <i>K. Kannika</i> K.Kannika Parameswari	Name: Dr.Antony Selvadoss Thanamani <i>[Signature]</i> Signature:	Name: K.Srinivasan <i>[Signature]</i> Signature:	Name: Dr.R.Muthukumaran <i>[Signature]</i> Signature:

K. SRINIVASAN, MCA
Co-ordinator
Curriculum Development Cell (CDC)
NGM College (Autonomous)
Pollachi - 642 001.

Dr. R.MUTHUKUMARAN
Controller of Examinations
NGM College (Autonomous)
POLLACHI - 642 001.

Programme code:	B.Sc	Programme Title :	Bachelor of Science (Computer Science)	
Course Code:	19UCS416	Title :	Batch :	2019-2022
Hrs/Week:	5	Core Lab VI: Multimedia Lab	Semester:	IV
			Credits:	02

Course Objective

The objective of this course is to make the students to learn the Multimedia tools like Adobe Photoshop and Macromedia Flash for creating advertisements, business brochures, cartoons and animated movies.

Course Outcomes (CO)

K3	CO1	To apply the different type of tools available in Photoshop to create simple applications.
K4	CO2	To interpret programs using various filters in Photoshop.
K5	CO3	To decide the appropriate tool used for creating animations or cartoons in Flash.

Syllabus






Units	Contents	Hrs
	<p>SET A</p> <ul style="list-style-type: none"> • Image Menu using Photoshop • Reduce Picture Size using Photoshop • Replace color in an image using Photoshop • Make a simple book cover by using basic functionalities using Photoshop • Transfer an object from one image to another and erase background using Photoshop • Add a pattern as background using Photoshop • Volcano Eruption using Flash • Drawing and creating text with effects using Flash • Logo using Flash • Bouncing ball using Flash • Robot arm using Flash <p>SET B</p> <ul style="list-style-type: none"> • Create India Map using Photoshop • Retouching photos using Photoshop • Take a logo and modify it using Photoshop • Alter an image using filters using Photoshop • Special Effects-Color in black and white image using Photoshop • Special Effects-Feathered Portraits (Soft fade) using Photoshop • Rotating globe using Flash • Fog Effect using Flash • Lightning Effect using Flash • Animated Effect using Flash • Raining Effect using Flash 	

INTERNAL MARK (20 Marks)			EXTERNAL MARK (30 Marks)	
Observation Note	Record	5 Marks	Record Note	5 Marks
Practical Skills		5 Marks	Set A	10 Marks
Model Exam		10 Marks	Set B	15 Marks

Mapping

CO \ PSO	PSO1	PSO2	PSO3	PSO4	PSO5
CO1	M	M	H	H	H
CO2	H	H	M	H	M
CO3	H	M	H	H	H

H-High; M-Medium; L-Low

Course Designed by	Verified by HOD	Checked by	Approved by
Name and Signature	Name with Signature	CDC	COE
M.Malathi  N.Arul kumar 	Name: Dr. Antony Selvadoss Thanamani Signature: 	Name: K.Srinivasan Signature: 	Name: Dr.R.Muthukumaran Signature: 

K. SRINIVASAN, M.C.A.,
Co-ordinator
Curriculum Development Cell (CDC)
NGM College (Autonomous)
Pollachi - 642 001.

Dr. R.MUTHUKUMARAN
Controller of Examinations
NGM College (Autonomous)
POLLACHI - 642 001.

Programme code:	B.Sc	Programme Title :	Bachelor of Science (Computer Science)
Course Code:	19UCS4N1	Title :	Batch : 2019-2022
Hrs/Week:	1	Non-Major Elective Paper-II: Flash Lab	Semester: IV Credits: 02

Course Objective

The objective of this course is to make the students to learn about Macromedia Flash and develop their skills in creating animations and special effects by using the tools.

Course Outcomes (CO)

K3	CO1	To apply the various tools available in Flash for creating animations.
K4	CO2	To get the idea about timeline, frames and motion tweens.
K5	CO3	To validate the animations by running the test movies.





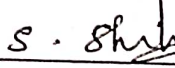

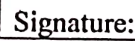

Syllabus

Units	Contents	Hrs						
	<p>SET A</p> <ul style="list-style-type: none"> • Bouncing ball using Flash • Volcano Eruption using Flash • Drawing and creating text with effects using Flash • Logo using Flash • Robot arm using Flash <p>SET B</p> <ul style="list-style-type: none"> • Rotating globe using Flash • Fog Effect using Flash • Lightning Effect using Flash • Animated Effect using Flash • Raining Effect using Flash <p style="text-align: center;">EXTERNAL MARK (50 Marks)</p> <table border="1" style="margin-left: auto; margin-right: auto;"> <tr> <td>Record Note</td> <td>10 Marks</td> </tr> <tr> <td>Set A</td> <td>20 Marks</td> </tr> <tr> <td>Set B</td> <td>20 Marks</td> </tr> </table>	Record Note	10 Marks	Set A	20 Marks	Set B	20 Marks	
Record Note	10 Marks							
Set A	20 Marks							
Set B	20 Marks							

Mapping

CO \ PSO	PSO1	PSO2	PSO3	PSO4	PSO5
CO1	H	H	M	M	M
CO2	H	H	H	H	H
CO3	H	H	H	H	H

H-High; M-Medium; L-Low

Course Designed by	Verified by HOD	Checked by	Approved by
Name and Signature	Name with Signature	CDC	COE
M.Malathi 	Name: Dr.Antony Selvadoss Thanamani 	Name: K.Srinivasan 	Name: Dr.R.Muthukumaran 
S.Sharmila 	Signature: 	Signature: 	Signature: 

K. SRINIVASAN, M.C.A.
Co-ordinator
Curriculum Development Cell (CDC)
NGM College (Autonomous)
Pollachi - 642 001.

Dr. R.MUTHUKUMARAN
Controller of Examinations
NGM College (Autonomous)
POLLACHI - 642 001.

Programme code:	B.Sc	Programme Title :	Bachelor of Science (Computer Science)	
Course Code:	19UCS4N2	Title :	Batch :	2019-2022
Hrs/Week:	1	Non-Major Elective Paper-II: Internet Applications Lab	Semester:	IV
			Credits:	02

Course Objective

To enable the students to know how to work with internet, the usage of internet and its applications.

Course Outcomes (CO)

K3	CO1	To Know about basic of internet
K4	CO2	To analyze the concept through online.
K5	CO3	To get idea about online applications.







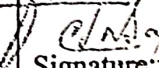

Syllabus

Units	Contents	Hrs						
	<p>SET A</p> <ul style="list-style-type: none"> Download a information about "Power of Indian president" from a website by using a search engine. Select two electronics items by e-shopping. Select mobile phone items by e-shopping. Book Online train Tickets from coimbatore to Chennai. Using Search Engine download information on "Benefits of Yoga". Open an email account in your names in gmail/yahoomail/hotmail. Write e-mail to Pradeep by marking a blind copy to Priya. Download information about "greatness of Himalayas for tourism interest" in powerpoint presentation. Create an electronic greeting card with personal remarks and pictures. <p>SET B</p> <ul style="list-style-type: none"> Download information about greatness of Himalayas for tourism interest. Write a congratulating letter to your friend on his promotion using mail. Download research articles on "Information technology Applications" and save as doc. Files. Download m.phil application form in bharathiar university Search the information about " powerpoint creation" in youtube Download pdf about the concept of "Environmental studies". Convert word to pdf and pdf to word using online convertor. Pay EB-Bill through online <p>EXTERNAL MARK (50 Marks)</p> <table border="1" data-bbox="523 1854 884 1993"> <tr> <td>Record Note</td> <td>10 Marks</td> </tr> <tr> <td>Set A</td> <td>20 Marks</td> </tr> <tr> <td>Set B</td> <td>20 Marks</td> </tr> </table>	Record Note	10 Marks	Set A	20 Marks	Set B	20 Marks	
Record Note	10 Marks							
Set A	20 Marks							
Set B	20 Marks							

Mapping

CO \ PSO	PSO1	PSO2	PSO3	PSO4	PSO5
CO1	H	H	M	H	H
CO2	H	M	M	H	H
CO3	M	M	H	H	M

H-High; M-Medium; L-Low

Course Designed by	Verified by HOD	Checked by	Approved by
Name and Signature	Name with Signature	CDC	COE
M.Malathi 	Name: Dr.Antony Selvadoss Manamani 	Name: K.Srinivasan 	Name: Dr.R.Muthukumaran 
R.Deepa 	Signature: 	Signature: 	Signature: 

K. SRINIVASAN, M.C.A.
Co-ordinator
Curriculum Development Cell (CDC)
NGM College (Autonomous)
Pollachi - 642 001.

Dr. R.MUTHUKUMARAN
Controller of Examinations
NGM College (Autonomous)
POLLACHI - 642 001.

Programme code:	B.Sc	Programme Title :	Bachelor of Science (Computer Science)	
Course Code:	19UCS517	Title :	Batch :	2019-2022
Hrs/Week:	4	Core XI: Linux	Semester:	V
			Credits:	03

Course Objective

This course introduces basic understanding of Linux OS, Linux commands and File system and to familiarize students with the Linux environment. To make student learn fundamentals of shell scripting. This course contains details of shell programming and introduces system administration.

Course Outcomes (CO)

K1	CO1	To remember the operating system architecture and low level interfaces that are required to build Linux systems
K2	CO2	To understand different commands used by system administrator and file related commands.
K3	CO3	To apply various Linux operating system commands and utilities in Linux systems
K4	CO4	To evaluate the shell scripts with different programming goals
K5	CO5	To analyze different types of shell associated commands.

Syllabus





Units	Contents	Hrs
Unit I	Introduction – Hardware Requirements for Linux – Salient Features – Multiuser Capability, Multitasking Capability, Communication, Security, Portability – Linux System Organization – Types of Shells – Bourne Shell, C shell, Korn Shell - Unix Commands. Unix File System – Creating Files – Indulging in File Play – Listing Files and Directories – Masking File Permissions – Directory Permissions – Removing File Forcibly – Directory Related Commands – Miscellaneous Commands	10
Unit II	File System – The Boot Block, The Super Block, The Inode Table, Data Blocks – Storage of Files – Disk Related Commands – Disk Usage. Essential Linux Commands – Password - cal command – banner command – touch command – file command – Links with DOS – File Related Commands – wc, sort, cut, grep, dd – Viewing Files – File Compression .	11
Unit III	VI Editor – Modes of Operations – Learning the Ropes – Adding Text, Delete Text, Overwriting Text, Quitting vi – Block Commands – Search Strings – Find and Replace, Delete and Paste, Yank and Paste – Set Command – Customizing vi Environment – Multiple File Editing in vi. Processes in Linux – ps command – Background Process – The nohup Command – Killing a Process – Changing Process Priorities – Scheduling of Processes – ‘at’ command – ‘batch’ command – ‘crontab’ command. Communication – ‘Write’ command – ‘wall’ command – ‘mail’ Command	10

Unit IV	<i>Programming with Shell:</i> Introduction to shell script-creation and execution-system variables-profile-read statement-command line arguments-logical operators && and -exit-if conditional-case-while statement-for set-shift-trap statement-shell variables-cd command-merging stream-expr command-eval command-shell programs.	11
Unit V	<i>System Administration:</i> System Administrator-Booting and shutting down-super user status (su) - security-user services - disk management (fsck) - operation - file system administration-backups utilities - cpio- ario- shutdown – mount – unmount – df - find commands-creating device files- <i>installing and managing printers.</i>	10
	Total Contact Hrs	52
	<i>*Italicized texts are for self study</i>	
	Power point Presentations, Seminar, Quiz and Assignment	
TEXT BOOKS	1.Yashavant Kanetkar, "UNIX Shell Programming", BPB Publications, 1 st Edition, 2003 (Unit I – III) 2.Sumitabha das, "UNIX System Concepts and Applications", Tata McGraw - Hill, Fourth edition 2010 (Unit IV,V)	
REFERENCES	1.Mark.G.Gobell,"Red Hat LINUX-Reference Manual", Pearson education, first Edition, 2003	

Mapping

CO \ PSO	PSO1	PSO2	PSO3	PSO4	PSO5
CO1	M	M	M	M	M
CO2	M	M	M	M	M
CO3	M	H	H	H	M
CO4	H	H	H	H	M
CO5	M	H	M	H	H

H-High; M-Medium; L-Low

Course Designed by	Verified by HOD	Checked by	Approved by
Name and Signature	Name with Signature	CDC	COE
K.Srinivasan  K.Kannika Parameswari	Name: Dr.Antony Selvadoss Thanamani  Signature:	Name: K.Srinivasan  Signature:	Name: Dr.R.Muthukumaran  Signature:

K. SRINIVASAN, M.C.A.
Co-ordinator
Curriculum Development Cell (CDC)
NGM College (Autonomous)
Pollachi - 642 001,

Dr. R.MUTHUKUMARAN
Controller of Examinations
NGM College (Autonomous)
POLLACHI - 642 001.

Programme code:	B.Sc	Programme Title :	Bachelor of Science (Computer Science)	
Course Code:	19UCS518	Title:	Batch :	2019-2022
Hrs/Week:		4	Core XII: Kotlin Programming	Semester: V
			Credits:	03

Course Objective

On successful completion of this course, the students will be able to understand the kotlin programming concepts, to develop multi- platform applications and hands on practices by applying these concepts to implement in both mobile and web based applications.

Course Outcomes (CO) -

K1	CO1	To remember the coding conventions used for kotlin programming.
K2	CO2	To get an idea about classes, objects, properties, fields and interfaces of kotlin.
K3	CO3	To deploy multi-platform mobile and web based applications.
K4	CO4	To analyze the composition of suspending functions.
K5	CO5	To validate the execution of applications on various platforms.

Syllabus



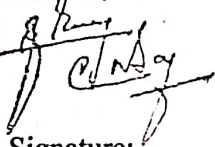

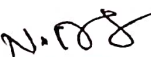

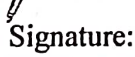
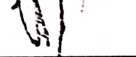
Units	Contents	Hrs
Unit I	Introduction: Overview-Using Kotlin for Server-side Development - Using Kotlin for Android Development - Kotlin JavaScript Overview - Kotlin/Native for Native - Kotlin for Data Science - Coroutines for asynchronous programming and more - Multiplatform Programming. Getting Started : Basic Syntax – Idioms - Coding Conventions. Basics: Basic Types – Packages - Control Flow: if, when, for, while - Returns and Jumps.	13
Unit II	Classes and Objects : Classes and Inheritance - Properties and Fields – Interfaces – Visibility Modifiers – Extensions - Data Classes - Sealed Classes – Generics - Nested and Inner Classes - Enum Classes - Object Expressions and Declarations - Inline classes – Delegation - Delegated Properties. Functions and Lambdas : Functions - Higher-Order Functions and Lambdas - Inline Functions.	13
Unit III	Collections : Kotlin Collections Overview - Constructing Collections – Iterators - Ranges and Progressions – Sequences - Collection Operations Overview - Collection Transformations – Filtering - plus and minus Operators – Grouping - Retrieving Collection Parts - Retrieving Single Elements - Collection Ordering - Collection Aggregate Operations - Collection Write Operations - List Specific Operations - Set Specific Operations - Map Specific Operations.	13
Unit IV	Coroutines : Coroutine Basics - Cancellation and Timeouts - Composing Suspending – Functions - Coroutine Context and Dispatchers - Asynchronous Flow – Channels - Exception Handling - Shared mutable state and concurrency - Select Expression.	13
Unit V	Multiplatform Programming : Platform-Specific Declarations - Building Multiplatform Projects with Gradle: Project Structure - Setting up a Multiplatform Project - Gradle Plugin - Setting up Targets - Configuring Source Sets - Default Project Layout - Running Tests - Publishing a Multiplatform Library - Java Support in JVM Targets - Android Support - Using Kotlin/Native Targets.	13
	Total Hours	65

	<i>*Italicized texts are for self study</i>	
	Power point Presentations, Seminar, and Assignment	
TEXT BOOKS	"Kotlin 1.3 Language Documentation", https://kotlinlang.org/docs/kotlin-docs.pdf , Kotlin official website	
REFERENCES	1. Ken Kousen, "Kotlin Cookbook", First Edition, 2019, O'Reilly Media, Inc., ISBN: 9781492046660 2. David Griffiths, Dawn Griffiths, "Head First Kotlin", First Edition, 2019, O'Reilly Media, Inc., ISBN: 9781491996683	

Mapping

CO \ PSO	PSO1	PSO2	PSO3	PSO4	PSO5
CO1	M	M	H	H	H
CO2	M	M	H	H	H
CO3	H	M	H	H	H
CO4	M	H	H	M	H
CO5	M	M	H	M	H

H-High; M-Medium; L-Low

Course Designed by	Verified by HOD	Checked by	Approved by
Name and Signature	Name with Signature	CDC	COE
M.Malathi 	Name: Dr.Antony Selvadoss Thanamani 	Name: K.Srinivasan 	Name: Dr.R.Muthukumar 
N.Arulkumar 	Signature: 	Signature: 	Signature: 

K. SRINIVASAN, M.C.A.,
Co-ordinator
Curriculum Development Cell (CDC)
NGM College (Autonomous)
Pollachi - 642 001.

Dr. R.MUTHUKUMARAN
Controller of Examinations
NGM College (Autonomous)
POLLACHI - 642 001.

Programme code:	B.Sc	Programme Title :	Bachelor of Science (Computer Science)	
Course Code:	19UCS519	Title :	Batch :	2019-2022
Hrs/Week:	4	Core XIII: Cyber Security	Semester:	V
			Credits:	03

Course Objective

This course provides students with concepts of computer security, cryptography, digital money, secure protocols, detection and other security techniques. Upon the completion of this course, students should be able to understand, appreciate, employ, design and implement appropriate security technologies and policies to protect computers and digital information.

Course Outcomes (CO)

K1	CO1	Evaluate the computer network and information security needs of an organization.
K2	CO2	Assess cyber security risk management policies in order to adequately protect an organization's critical information and assets.
K3	CO3	Troubleshoot, maintain and update an enterprise-level information security system.
K4	CO4	Implement continuous network monitoring and provide real-time security solutions.
K5	CO5	Formulate, update and communicate short- and long-term organizational cyber security strategies and policies.

Syllabus

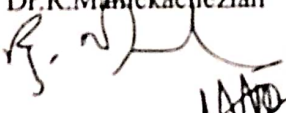




Units	Contents	Hrs
Unit I	Introduction: Why Network Security is needed – Management principles – Security principles - Network management - Security attacks – Qualities of a Good Network. Organizational Policy and Security: Security policies, Standards and Guidelines – Information Policy – Security Policy - Physical Security – Social Engineering – Security Procedures – Building a Security Plan. Security Infrastructure: Infrastructure Components – Goals of Security Infrastructure – Design Guidelines – Security Models	10
Unit II	Cryptography: Terminology and background – Data Encryption Methods – Cryptographic Algorithms- Secret Key Cryptography - Public key cryptography – Message Digest – Security Mechanisms – Speech Cryptography. Hardware and Software Security: Hardware security – Smart Card – Biometrics – Virtual Private Networks (VPNs) - Trusted Operating Systems – Pretty Good Privacy (PGP) – Security Protocols. Database Security: Introduction to Database – Characteristics of a Database Approach – Database Security Issues - Database Security – Vendor-Specific Security – Data Warehouse Control and Security	10
Unit III	Intrusion Detection Systems: What is not ad IDS – Infrastructure of IDS – Classification of Intrusion Detection Systems – Host-Based IDS – Network-Based IDS - Anomaly Vs Signature Detection – Manage an IDS – Intrusion Detection Tools – IDS Products and Vendors. Network Security: Fundamental Concepts – Identification and Authentication – Access Control – A Model for Network Security – Malicious Software – Firewalls	11
Unit IV	Network Management: Goal of Network Management – Network Management Standards – Network Management Model – Infrastructure for Network Management - Simple Network Management Protocol (SNMP). Security Management: Security Plan - Security Analysis - Change Management - Disaster Recovery - Systems Security Management - Protecting Storage Media- Protection of System Documentation - Exchanges of Information and Software – Security Requirements of Systems.	11

Unit V	Electronic Mail Policy: Electronic Mail – What are the E-mail threats that organization's face - Why do you need an E-mail Policy - How do you create an E-mail Policy - Publishing the E-mail Policy - University E-mail Policy. Security of Internet Banking Systems: Introduction Banking System – Security Problem – Methodology for Security Problem – Schematic flow of Internet Banking – A layered approach to security.	10
	Total Contact Hrs	52
	<i>*Italicized texts are for self study</i>	
	Power point Presentations, Seminar, and Assignment	
TEXT BOOKS	1. Brijendra singh ,Network Security and Management, PHI, 2007	
REFERENCES	1. Rick Howard, "Cyber Security Essentials" Auerbach Publications 2011.	

Mapping

CO \ PSO	PSO1	PSO2	PSO3	PSO4	PSO5
CO1	H	M	M	H	H
CO2	M	M	H	H	H
CO3	H	H	H	H	H
CO4	H	M	H	H	H
CO5	M	H	M	H	M

H-High; M-Medium; L-Low

Course Designed by	Verified by HOD	Checked by	Approved by
Name and Signature	Name with Signature	CDC	COE
Dr.R.Manickachezian  N.Karthikeyan 	Name: Dr.Antony Selvadoss Thanamani  Signature:	Name: K.Srinivasan  Signature:	Name: Dr.R.Muthukumaran  Signature:

K. SRINIVASAN, M.C.A.
Co-ordinator
Curriculum Development Cell (CDC)
NGM College (Autonomous)
Pollachi

Dr. R.MUTHUKUMARAN
Controller of Examinations
NGM College (Autonomous)
POLLACHI - 642 001.

Programme code:	B.Sc	Programme Title :	Bachelor of Science (Computer Science)	
Course Code:	19UCS5E1	Title	Batch :	2019-2022
		Core Elective- I:	Semester	V
Hrs/Week:	6	Software Testing	Credits:	4

Course Objective

The objective of this course is to make the students to understand the various features of testing such as software test automation, test metrics and measurement. Software testing tool win runner is used for applications.

Course Outcomes (CO)

K1	CO1	To remember the software development life cycle phases, quality assurance and quality control.
K2	CO2	To understand the types of testing, scenarios, process, methodologies, challenges in testing.
K3	CO3	To implement design and architecture for automation, software testing tools are applied.
K4	CO4	To evaluate performance, test metrics and measurement, WinRunner software is used.
K5	CO5	To Access verification and validation, integrate functional and non-functional testing, to perform regression testing, framework for test tools, testing an application using WinRunner.

Syllabus





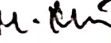
Units	Contents	Hrs
Unit I	<i>Software development life cycle:</i> Phases of Software Project-Quality, Quality Assurance, and Quality Control-Testing, Verification, and Validation. White Box Testing: Static Testing-Structural Testing- <i>Challenges</i> . Black Box Testing: What is Black Box Testing, Why Black Box Testing-When to do Black Box Testing-How to do Black Box Testing	15
Unit II	<i>Integration Testing:</i> Integration Testing as a type of Testing- Integration Testing as a phase of Testing- Scenario Testing-Defect Bash. System and Acceptance Testing: Functional System Testing- Non Functional Testing- Acceptance Testing.	15
Unit III	<i>Performance Testing:</i> Methodology-Tools-Process-Challenges. Regression Testing: Types-When to do Regression Testing- How to do Regression Testing. Internationalization Testing.	16
Unit IV	<i>Software Test Automation:</i> Skills needed for Automation-What to Automate-Scope of Automation-Design and Architecture for Automation-Generic requirements for Test Tools Framework-Selecting a Test Tool-Challenges. Test Metrics and Measurements: Metrics and Measurements- <i>Metrics in Testing</i> -Types of Metrics	16
Unit V	<i>WinRunner:</i> Overview of WinRunner-Testing an Application Using WinRunner-Test Script Language-Synchronization of Test Cases-Data Driven Testing-Rapid Test Script Wizard-Mapping Custom Object to Standard Class-Checking GUI Objects	16
	Total Contact Hrs	78
	<i>*Italicized texts are for self study</i>	
	Power point Presentations, Seminar, and Assignment	

TEXT BOOKS	1. Srinivasan Desikan, Gopalaswamy Ramesh, "Software Testing Principles and Practices" Pearson Education-7 th impression 2009
REFERENCES	2. Dr K.V.K.K Prasad, "Software Testing Tools", Dreamtech press, New Delhi, 2007 (for unit V) 1. Roger S.Pressman, "Software Engineering", Tata McGraw Hill Publication, Sixth Edition, 2009.

Mapping

CO \ PSO	PSO1	PSO2	PSO3	PSO4	PSO5
CO1	M	M	M	M	H
CO2	H	M	M	M	H
CO3	M	M	H	M	M
CO4	M	H	H	H	H
CO5	H	M	H	H	H

H-High; M-Medium; L-Low

Course Designed by	Verified by HOD	Checked by	Approved by
Name and Signature	Name with Signature	CDC	COE
Dr. R.Manicka Chezian 	Name: Dr. Antony Selvadoss Thanamani 	Name: K.Srinivasan 	Name: Dr.R.Muthukumar 
M. Meena Krithika 	Signature:	Signature:	Signature:

K. SRINIVASAN, M.C.A.
Co-ordinator
Curriculum Development Cell (CDC)
NGM College (Autonomous)
Pollachi - 642 001.

Dr. R.MUTHUKUMARAN
Controller of Examinations
NGM College (Autonomous)
POLLACHI - 642 001.

Programme code:	B.Sc	Programme Title :	Bachelor of Science (Computer Science)	
Course Code:	19UCS5E2	Title	Batch :	2019-2022
		Core Elective- I:	Semester	V
Hrs/Week:	6	Distributed Computing	Credits:	4

Course Objective

The objective of this course is to introduce the area of distributed systems. To examine and analyze how a set of connected computers can form a functional, usable and high performance distributed system.

Course outcomes

K1	CO1	To remember the basic elements and concepts related to distributed system technologies;
K2	CO2	To understand the knowledge of the core architectural aspects of distributed systems
K3	CO3	To implement the design of distributed applications and underlying components of distributed systems
K4	CO4	To evaluate distributed systems scalability and fault tolerance
K5	CO5	To access the servers in the network

Syllabus





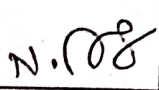



Units	Contents	Hrs
Unit I	Introduction: Distributed system: Goals, Advantages and disadvantages-architecture of Distributed Computing - Client-server, 3-tier architecture, N-tier architecture, Distributed objects, Loose coupling, tight coupling. Concurrency in Distributed Computing - Multiprocessor systems, Multicore systems, Multicomputer systems, Computing taxonomies, Computer clusters, Grid computing.	15
Unit II	Characteristics of Distributed Computing, Network and Interconnection Structures. <i>Message Switching and Circuit Switching</i> , Designing of distributed system, Top down approach and Bottom up approach. Distributed computing system model - Minicomputer Model, Workstation Model, Workstation – Server Model, Processor – Pool Model, Hybrid Model. Challenges in distributed data	15
Unit III	Data flow system: Issues in load balancing- Classification of Load Distributing Algorithms, Load Balancing Vs. Load Sharing, Selecting a suitable load-sharing algorithm, Requirements for Load Distributing. data flow- Software architecture, hardware architecture. Design consideration: peer to peer network-client and server network-application server network.	16
Unit IV	Client and server network model: client /server model-characteristics-architecture- Implementation of Client/ server Model, tiered architecture- 2 tier architecture, 3-tier architecture, n-tier architecture. Client queue - Client architecture. Configuring a Client/ Server Network Model. types of server – file server, print server, mail server.	16

Unit V	Distributed database: Need for distributed database Principles of distributed databases, types of distributed database-advantages and limitations. Distributed DBMS: levels of transparency- distributed DBMS products- features of distributed file system.	16
	Total Contact Hrs	78
	<i>*Italicized texts are for self study</i>	
	Power point Presentations, Seminar, and Assignment	
TEXT BOOKS	1.Elmasri & Navathe, "Fundamentals of Database Systems", Pearson Education Asia, 3 rd Edition, 2011 2. Stefans Ceri, Ginsepe Pelgatti "Distributed database Principles and systems" McGraw Hill, First Edition, 2008	
REFERENCES	1.Andrew S. Tanenbaum and Maarten van Steen, "Distributed Systems: Principles and Paradigms", Prentice Hall, 2002	

Mapping

PSO CO	PSO1	PSO2	PSO3	PSO4	PSO5
CO1	H	M	M	H	H
CO2	M	M	H	H	H
CO3	H	H	H	H	H
CO4	H	M	H	H	H
CO5	M	H	H	M	H

H-High; M-Medium; L-Low

Course Designed by	Verified by HOD	Checked by	Approved by
Name and Signature	Name with Signature	CDC	COE
M.Malathi 	Name: Dr.Antony Selvadoss Thanamani 	Name: K.Srinivasan 	Name: Dr.R.Muthukumaran 
N.Arul kumar 	Signature: 	Signature: 	Signature: 

K. SRINIVASAN, M.C.A.
Co-ordinator
Curriculum Development Cell (CDC)
NGM College (Autonomous)
Pollachi - 642 001.

Dr. R.MUTHUKUMARAN
Controller of Examinations
NGM College (Autonomous)
POLLACHI - 642 001.

Programme code:	B.Sc	Programme Title :	Bachelor of Science (Computer Science)	
Course Code:	19UCS5E3	Title	Batch :	2019-2022
Hrs/Week:	6	Core Elective- I:	Semester	V
		Client/Server Technology	Credits:	4

Course Objective

To inculcate Knowledge on Client / Server Concepts and various components of client / server Applications.

Course Outcomes (CO)

K1	CO1	To remember basics concepts of client-server architecture.
K2	CO2	To Understand the components used for client-server development.
K3	CO3	To implement client-server architecture using WAN and other technologies.
K4	CO4	To review client – server services and support.
K5	CO5	To validate the clients in the server







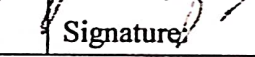

Syllabus

Units	Contents	Hrs
Unit I	Client / Server Computing – Advantages of Client / Server Computing – Technology Revolution – Connectivity – Ways to improve Performance – How to reduce network Traffic.	15
Unit II	Components of Client / Server Applications – The Client: Role of a Client – Client Services – Request for Service. Components of Client / Server Applications – The Server: The Role of a Server – Server Functionality in Detail – The Network Operating System – What are the Available Platforms – The Server Operating system.	15
Unit III	Components of Client / Server Applications – Connectivity: Open System Interconnect – communications Interface Technology – Inter-process communication – WAN Technologies.	16
Unit IV	Components of Client / Server Applications – Software. Components of Client / Server Applications – Hardware.	16
Unit V	Components of Client / Server applications -- Service and Support: System Administration. The Future of Client / Server Computing: Enabling Technologies – Transformational Systems.	15
	Total Contact Hrs	78
	<i>*Italicized texts are for self study</i>	
	Power point Presentations, Seminar, and Assignment	
TEXT BOOKS	1. Steve guenferich, "Client / Server Computing – Patrick Smith", PHI, Second edition, 1994 (For Chapters 1-8 & 10)	
REFERENCES	1.Robert Orfali, Dan Harkey, Jeri Edwards," the essential client/server survival guide", galgotia publication private limited, Second edition, 2007.	
	2.Dewire and Dawana Travis "Client/ Server Computing", TMH, 2003.	

Mapping

PSO CO	PSO1	PSO2	PSO3	PSO4	PSO5
CO1	H	H	M	H	H
CO2	H	M	H	H	H
CO3	M	H	H	M	M
CO4	M	H	H	M	H
CO5	H	M	M	H	H

H-High; M-Medium; L-Low

Course Designed by	Verified by HOD	Checked by	Approved by
Name and Signature	Name with Signature	CDC	COE
M.Malathi 	Name: Dr. Antony Selvadoss Thanamani 	Name: K.Srinivasan 	Name: Dr.R.Muthukumar 
P.Jayapriya 	Signature: 	Signature: 	Signature: 

K. SRINIVASAN, M.C.A.,
Co-ordinator
Curriculum Development Cell (CDC)
NGM College (Autonomous)
Pollachi - 642 001.

Dr. R.MUTHUKUMARAN
Controller of Examinations
NGM College (Autonomous)
POLLACHI - 642 001.

Programme code:	B.Sc	Programme Title :	Bachelor of Science (Computer Science)	
Course Code:	19UCS520	Title :	Batch :	2019-2022
Hrs/Week:	5	Core Lab VII:Linux Lab	Semester:	V
			Credits:	03

Course Objective

To enable the students to write program in Linux for solving specified problems.

Course Outcomes (CO)

K3	CO1	To apply the various Linux distributions.
K4	CO2	To evaluate the basic set of commands and utilities in Linux systems.
K5	CO3	To validate various shell scripts with different programming concepts.

Syllabus





Units	Contents	Hrs
	<p style="text-align: center;">SET A</p> <ul style="list-style-type: none"> • Create a program to display pattern. • Create a program using pipes and filters. • To find Prime numbers between given range. • Check a given number is an Armstrong or not • Sorting of a given set of numbers. • Create a program using grep command • Create a program using Translating character commands. • Create a program using different file and directory commands. • To print the multiplication table for a given number. • Swapping two numbers without third variable <p style="text-align: center;">SET B</p> <ul style="list-style-type: none"> • To generate student marksheet for given numbers. • Calculate Electricity Bill tariff of a customer. • Calculate Income tax of an employee. • Calculate telephone tariff of a customer. • Create a program to add two dimensional array. • Create a program to generate student marklist. • To print floyds and pascal triangle. 	65

<ul style="list-style-type: none"> • Create a program to generate sum of series. • Create a program to calculate speed,distance and time. • To find nCr of a given numbers. 																					
<table border="1"> <tr> <th colspan="3">INTERNAL MARK (40 Marks)</th> </tr> <tr> <td>Observation Note</td> <td>Record</td> <td>10 Marks</td> </tr> <tr> <td colspan="2">Practical Skills</td> <td>10 Marks</td> </tr> <tr> <td colspan="2">Model Exam</td> <td>20 Marks</td> </tr> </table>	INTERNAL MARK (40 Marks)			Observation Note	Record	10 Marks	Practical Skills		10 Marks	Model Exam		20 Marks	<table border="1"> <tr> <th colspan="2">EXTERNAL MARK (60 Marks)</th> </tr> <tr> <td>Record Note</td> <td>10 Marks</td> </tr> <tr> <td>Set A</td> <td>20 Marks</td> </tr> <tr> <td>Set B</td> <td>30 Marks</td> </tr> </table>	EXTERNAL MARK (60 Marks)		Record Note	10 Marks	Set A	20 Marks	Set B	30 Marks
INTERNAL MARK (40 Marks)																					
Observation Note	Record	10 Marks																			
Practical Skills		10 Marks																			
Model Exam		20 Marks																			
EXTERNAL MARK (60 Marks)																					
Record Note	10 Marks																				
Set A	20 Marks																				
Set B	30 Marks																				

Mapping

CO \ PSO	PSO1	PSO2	PSO3	PSO4	PSO5
CO1	M	M	H	M	M
CO2	M	H	M	M	M
CO3	H	M	H	M	H

H-High; M-Medium; L-Low

Course Designed by	Verified by HOD	Checked by	Approved by
Name and Signature	Name with Signature	CDC	COE
K.Srinivasan  K.Kannika Parameswari	Name: Dr.Antony Selvadoss Thanamani  Signature:	Name: K.Srinivasan  Signature:	Name: Dr.R.Muthukumar  Signature:

K. SRINIVASAN, M.C.A.,
Co-ordinator
Curriculum Development Cell (CDC)
NGM College (Autonomous)
Pollachi - 642 001,

Dr. R.MUTHUKUMARAN
Controller of Examinations
NGM College (Autonomous)
POLLACHI - 642 001.

Programme code:	B.Sc	Programme Title :	Bachelor of Science (Computer Science)	
Course Code:	19UCS521	Title :	Batch :	2019-2022
		Core Lab VIII: Programming Lab using Kotlin	Semester:	V
Hrs/Week:	5		Credits:	03

Course Objective

This course has been prepared for the beginners as well as for professionals to help them understand the concepts of Kotlin programming language. After completing this course, you will find yourself at a good level of expertise in Kotlin, from where you can take yourself to the next levels.

Course Outcomes (CO)

K3	CO1	To Install and configure Android application development tools.
K4	CO2	To Design and develop user Interfaces for the Android platform.
K5	CO3	To Apply Java programming concepts to Android application development.









Syllabus

Units	Contents	Hrs									
	<p style="text-align: center;">SET A</p> <ol style="list-style-type: none"> 1. Kotlin program to print an integer 2. Kotlin program to swap two numbers 3. Kotlin program to find the frequency of character in a string 4. Kotlin program to check leap year 5. Kotlin program to find factorial of a number 6. Kotlin program to generate multiplication table 7. Kotlin program to make a simple calculator using switch...case 8. Kotlin program to calculate average using arrays 9. Kotlin program to find transpose of a matrix <p style="text-align: center;">SET B</p> <ol style="list-style-type: none"> 10. Kotlin program for inheritance and function overriding 11. Kotlin program for bucket sort 12. Kotlin program for interfaces 13. Kotlin program for collections. 14. Kotlin Program to override method of super class 15. Kotlin Program to Calculate Difference between Two Time Periods 										
	<p>INTERNAL MARK (40 Marks)</p> <table border="1"> <tr> <td>.Observation Note</td> <td>Record</td> <td>10 Marks</td> </tr> <tr> <td colspan="2">Practical Skills</td> <td>10 Marks</td> </tr> <tr> <td colspan="2">Model Exam</td> <td>20 Marks</td> </tr> </table>	.Observation Note	Record	10 Marks	Practical Skills		10 Marks	Model Exam		20 Marks	
.Observation Note	Record	10 Marks									
Practical Skills		10 Marks									
Model Exam		20 Marks									
	<p>EXTERNAL MARK (60 Marks)</p> <table border="1"> <tr> <td>Record Note</td> <td>10 Marks</td> </tr> <tr> <td>Set A</td> <td>20 Marks</td> </tr> <tr> <td>Set B</td> <td>30 Marks</td> </tr> </table>	Record Note	10 Marks	Set A	20 Marks	Set B	30 Marks				
Record Note	10 Marks										
Set A	20 Marks										
Set B	30 Marks										

Mapping

CO \ PSO	PSO1	PSO2	PSO3	PSO4	PSO5
CO1	H	H	H	M	H
CO2	H	H	M	H	M
CO3	M	M	H	M	H

H-High; M-Medium; L-Low

Course Designed by	Verified by HOD	Checked by	Approved by
Name and Signature	Name with Signature	CDC	COE
M.Malathi 	Name: Dr. Antony Selvadoss Thanamani 	Name: K. Srinivasan 	Name: Dr. R. Muthukumar 
N. Arul kumar 	Signature: 	Signature: 	Signature: 

K. SRINIVASAN, M.C.A.
Co-ordinator
Curriculum Development Cell (CDC)
NGM College (Autonomous)
Pollachi - 642 001.

Dr. R. MUTHUKUMARAN
Controller of Examinations
NGM College (Autonomous)
POLLACHI - 642 001.

Programme code:	B.Sc	Programme Title :	Bachelor of Science (Computer Science)	
Course Code:	19UCS5S1	Title :	Batch :	2019-2022
		Skill Based Elective -I:	Semester:	V
Hrs/Week:	1	Word Press	Credits:	02

Course Objective

The objective of this course is to enable the students to know how to work with Word press and to create blogs.

Course Outcomes (CO)

K3	CO1	To apply the available templates for creating blogs
K4	CO2	To analyze the various plugins and apply them appropriately
K5	CO3	To validate the available content in the blog or website







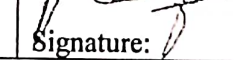

Syllabus

Units	Contents	Hrs						
	<p style="text-align: center;">SET A</p> <ul style="list-style-type: none"> • To create a Blogs Web site • To create a Web site for online books shopping • To create a E-commerce Web site • To create a Web site for Mobile device • To create a Web site for photo sharing <p style="text-align: center;">SET B</p> <ul style="list-style-type: none"> • To create a Web site for online business brochure • To create a informational Web site • To create a Authors Web site • To create a community building Web site • To create a personal Web site <p style="text-align: center;">EXTERNAL MARK (50 Marks)</p> <table border="1" style="margin-left: auto; margin-right: auto;"> <tr> <td>Record Note</td> <td>10 Marks</td> </tr> <tr> <td>Set A</td> <td>20 Marks</td> </tr> <tr> <td>Set B</td> <td>20 Marks</td> </tr> </table>	Record Note	10 Marks	Set A	20 Marks	Set B	20 Marks	13
Record Note	10 Marks							
Set A	20 Marks							
Set B	20 Marks							

Mapping

CO \ PSO	PSO1	PSO2	PSO3	PSO4	PSO5
CO1	H	M	H	H	H
CO2	H	H	M	H	H
CO3	M	H	H	M	M

H-High; M-Medium; L-Low

Course Designed by	Verified by HOD	Checked by	Approved by
Name and Signature	Name with Signature	CDC	COE
M.Malathi 	Name: Dr. Antony Selvadoss Thanamani 	Name: K. Srinivasan 	Name: Dr. R. Muthukumar 
N. Arul kumar 	Signature: 	Signature: 	Signature: 

K. SRINIVASAN, M.C.A.,
Co-ordinator
Curriculum Development Cell (CDC)
NGM College (Autonomous)
Pollachi - 642 001.

Dr. R. MUTHUKUMARAN
Controller of Examinations
NGM College (Autonomous)
POLLACHI - 642 001.

Programme code:	B.Sc	Programme Title :	Bachelor of Science (Computer Science)	
Course Code:	19UCS5S2	Title :	Batch :	2019-2022
Hrs/Week:	1	Skill Based Elective -I: Dream Weaver	Semester:	V
			Credits:	02

Course Objective

The objective of this course is to train the students to use a friendly interface for creating and editing the web pages using HTML, XML, CSS, and JavaScript.

Course Outcomes (CO)

K3	CO1	To apply the different controls in dreamweaver for creating a webpage
K4	CO2	To analyze the markup languages and using them based on the requirements
K5	CO3	To validate the webpage using javascript









Syllabus

Units	Contents	Hrs						
	<p style="text-align: center;">SET A</p> <ul style="list-style-type: none"> • To create a picture gallery. • To create a template. • To create CSS text rollovers. • To create Mailto Links. • To create small pop-up windows for ads or news. <p style="text-align: center;">SET B</p> <ul style="list-style-type: none"> • To create a website. • To create a link to different pages from the same image. • To create customizing input boxes, list menus, submit buttons. • To create a webpage using internal and external CSS. • To create links without an underline using CSS Styles. <p style="text-align: center;">EXTERNAL MARK (50 Marks)</p> <table border="1" style="margin-left: auto; margin-right: auto;"> <tr> <td>Record Note</td> <td>10 Marks</td> </tr> <tr> <td>Set A</td> <td>20 Marks</td> </tr> <tr> <td>Set B</td> <td>20 Marks</td> </tr> </table>	Record Note	10 Marks	Set A	20 Marks	Set B	20 Marks	13
Record Note	10 Marks							
Set A	20 Marks							
Set B	20 Marks							

Mapping

CO \ PSO	PSO1	PSO2	PSO3	PSO4	PSO5
CO1	H	H	M	H	H
CO2	M	H	H	H	H
CO3	H	M	M	M	M

H-High; M-Medium; L-Low

Course Designed by	Verified by HOD	Checked by	Approved by
Name and Signature	Name with Signature	CDC	COE
M.Malathi 	Name: Dr. Antony Selvadoss Thanamani 	Name: K.Srinivasan 	Name: Dr.R.Muthukumar 
N.Arul kumar 	Signature: 	Signature: 	Signature: 

K. SRINIVASAN, M.C.A.
Co-ordinator
Curriculum Development Cell (CDC)
NGM College (Autonomous)
Pollachi - 642 001,

Dr. R.MUTHUKUMARAN
Controller of Examinations
NGM College (Autonomous)
POLLACHI - 642 001.

Programme code:	B.Sc	Programme Title :	Bachelor of Science (Computer Science)	
Course Code:	19UCS5S3	Title :	Batch :	2019-2022
Hrs/Week:	1	Skill Based Elective -I: Quantitative Aptitude Skills	Semester:	V
			Credits:	02

Course Objective

The objective of the course is to develop a wide variety of soft skills starting from communication, to working in different environments, learning creative and critical decision making, developing awareness of how to work with people and to resolve stress.

Course Outcomes (CO)

K1	CO1	To remember the basic mathematics and its functions.
K2	CO2	To understand the various problems in the real world related to shapes, purchase, sales, interest.
K3	CO3	To apply the skills required for various problems.
K4	CO4	To analyze the illustration and steps involved in problem solving approach.
K5	CO5	To build the quantitative aptitude skills for solving various mathematical and application problems.

Syllabus






Units	Contents	Hrs
Unit I	Numeral- Place Value or Local Value of a Digit in a Numeral- Face Value- Types Of Numbers- Tests Of - Multiplication By Short Cut Methods Divisibility- Basic Formulae-Progression	2
Unit II	Time – Speed – Distance – Heights And Distances -Races - Problems On Trains -Boats & Streams - Time And Work - Ratio Proportion- Partnership -- Pipes and Cisterns - Chain Rule- Mixtures & Solutions- Clocks – Calendar	2
Unit III	LCM AND GCD - Unit digit, Number of zeroes, Factorial notation - Sets- Functions- Square root, Cube roots, Remainder concepts—Identities- Fractions and Decimals, surds.	3
Unit IV	Problems On Ages- Percentage- Profit And Loss- Discount- . Simple Interest- Compound Interest-Installments- Stocks And Shares- True Discount	3
Unit V	Logarithms- Linear Equations - Quadratic Equations And In-Equations Area- Volume And Surface Area- Permutations And Combinations - Probability - Bar Graphs-Pie Charts-Line Graphs.	3
	Total Contact Hrs	13
	<i>*Italicized texts are for self study</i>	
	Power point Presentations, Seminar, Quiz and Assignment	
TEXT BOOKS	1. "Quantitative Aptitude ", 2015, R.S Agarwal, S.Chand Publications.	

REFERENCES	1. "Quantitative Aptitude for Competitive Exams, <u>Abhijit Guha</u> . McGrawhill Education, 6 th edition, 2016. 2. "Quantitative Aptitude for Competitive Exams" by Dilip KumarYugnimal, Trail Blazer Winning Edge Series Publications.
-------------------	--

Mapping

PSO CO	PSO1	PSO2	PSO3	PSO4	PSO5
CO1	H	H	M	H	H
CO2	H	H	H	M	M
CO3	M	H	H	H	H
CO4	H	M	H	M	H
CO5	H	H	M	H	M

H-High; M-Medium; L-Low

Course Designed by	Verified by HOD	Checked by	Approved by
Name and Signature	Name with Signature	CDC	COE
Dr. Antony Selvadoss Thanamani 	Name: Dr. Antony Selvadoss Thanamani 	Name: K. Srinivasan 	Name: Dr. R. Muthukumaran 
Dr. R. Deepa 	Signature:	Signature:	Signature:

K. SRINIVASAN, M.C.A.,
Co-ordinator
Curriculum Development Cell (CDC)
NGM College (Autonomous)
Pollachi - 642 001.

Dr. R. MUTHUKUMARAN
Controller of Examinations
NGM College (Autonomous)
POLLACHI - 642 001.

Programme code:	B.Sc	Programme Title :	Bachelor of Science (Computer Science)	
Course Code:	19UCS622	Title	Batch :	2019-2022
		Core XIV: Python	Semester	VI
Hrs/Week:	4	Programming	Credits:	03

Course Objective

On successful completion of this course the students should understand the core principles of the Python Language and use the tools to produce well designed programs in python and create effective GUI applications.

Course Outcomes (CO)

K1	CO1	To remember the principles of structured programming and to understand basics of python.
K2	CO2	To understand the common programming idioms: variables, loop, branch, subroutine, and input/output
K3	CO3	To deploy the concepts of functions, standard libraries, modular programming and the design of user interfaces
K4	CO4	To figure out ability to analyze and solve the problems using advanced facilities of the Python Language
K5	CO5	To evaluate the object oriented features in python using functions and standard libraries.

Syllabus

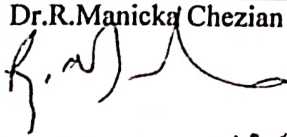




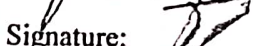


Units	Contents	Hrs
Unit I	BASICS : Python - Variables - Executing Python from the Command Line - Editing Python Files - Python Reserved Words - Basic Syntax-Comments - Standard Data Types - Relational Operators - Logical Operators - Bit Wise Operators - Simple Input and Output.	10
Unit II	CONTROL STATEMENTS: Control Flow and Syntax - Indenting - if Statement - statements and expressions- string operations- Boolean Expressions -while Loop - break and continue - for Loop - Lists - Tuples - Sets - Dictionaries	11
Unit III	FUNCTIONS: Definition - Passing parameters to a Function - Built-in functions- Variable Number of Arguments - Scope - Type conversion-Type coercion-Passing Functions to a Function - Mapping Functions in a Dictionary - Lambda - Modules - Standard Modules - sys - math - time - dir - help Function.	10

Unit IV	ERROR HANDLING: Run Time Errors - Exception Model - Exception Hierarchy - Handling Multiple Exceptions - Data Streams - Access Modes Writing - Data to a File Reading - Data From a File - Additional File Methods - Using Pipes as Data Streams - Handling IO Exceptions - Working with Directories.	11
Unit V	OBJECT ORIENTED FEATURES: Classes Principles of Object Orientation - Creating Classes - Instance Methods - File Organization - Special Methods - Class Variables – Inheritance – Polymorphism - Type Identification - Simple Character Matches - Special Characters - Character Classes – Quantifiers - Dot Character - Greedy Matches – Grouping - Matching at Beginning or End - Match Objects – Substituting - Splitting a String - Compiling Regular Expressions.	10
	Total Contact Hrs	52
	<i>*Italicized texts are for self study</i>	
	Power point Presentations, Seminar, Quiz and Assignment	
TEXT BOOKS	1. Mark Summerfield. —Programming in Python 3: A Complete introduction to the Python Language, Addison-Wesley Professional, 2009. 2. Martin C. Brown, —PYTHON: The Complete Reference, McGraw-Hill, 2001.	
REFERENCES	1. Allen B. Downey, "Think Python: How to Think Like a Computer Scientist", 2nd edition, Updated for Python 3, Shroff/ O'Reilly Publishers, 2016 2. Guido van Rossum and Fred L. Drake Jr, —An Introduction to Python – Revised and updated for Python 3.2, Network Theory Ltd., 2011. 3. Wesley J Chun, —Core Python Applications Programming, Prentice Hall, 2012.	

Mapping

PSO	PSO1	PSO2	PSO3	PSO4	PSO5
CO1	H	H	H	H	H
CO2	H	M	H	H	H
CO3	H	H	H	H	M
CO4	M	H	M	M	H
CO5	H	H	M	H	M

H: High M: Medium L: Low

Course Designed by	Verified by HOD	Checked by	Approved by
Name and Signature	Name with Signature	CDC	COE
Dr.R.Manicka Chezian  Dr.R.Deepa 	Name: Dr. Antony Selvadoss Thanamani  Signature: 	Name: K.Srinivasan  Signature: 	Name: Dr.R.Muthukumar  Signature: 

K. SRINIVASAN, M.C.A.
Co-ordinator
Curriculum Development Cell (CDC)
NGM College (Autonomous)
Pollachi - 642 001.

Dr. R. MUTHUKUMARAN
Controller of Examinations
NGM College (Autonomous)
POLLACHI - 642-001.

Programme code:	B.Sc	Programme Title :	Bachelor of Science (Computer Science)	
Course Code:	19UCS6E4	Title :	Batch :	2019-2022
Hrs/Week:	6	Core Elective II : Data mining and Warehousing	Semester:	VI
			Credits:	05

Course Objective

This course will introduce the concepts of data ware house and data mining, which gives a complete description about the principles, used, architectures, applications, design and implementation of data mining and data ware housing concepts.

Course Outcomes (CO)

K1	CO1	Be familiar with the basics of data mining and data warehousing
K2	CO2	Develop skill in selecting the appropriate data mining algorithm for solving practical problems
K3	CO3	Characterize the kinds of patterns that can be discovered by classification, decision tree and neural network
K4	CO4	Identify the master data mining techniques in clustering
K5	CO5	Understand and implement classical models and algorithms in data warehouses and data mining

Syllabus


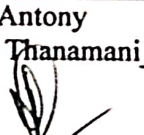
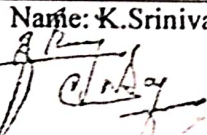

Units	Contents	Hrs
Unit I	Introduction :Basic data mining tasks – data mining versus knowledge discovery in databases – <i>data mining issues</i> – data mining metrics – social implications of data mining – data mining from a database perspective. Data mining techniques: Introduction – a statistical perspective on data mining – similarity measures – decision trees – neural networks – genetic algorithms.	15
Unit II	Classification : Introduction – Statistical – based algorithms - distance – based algorithms – decision tree - based algorithms - neural network – based algorithms –rule - based algorithms – combining techniques.	15
Unit III	Clustering : Introduction – Similarity and Distance Measures – Outliers – Hierarchical Algorithms - Partitional Algorithms. Association rules: Introduction - large item sets - basic algorithms – parallel & distributed algorithms – comparing approaches- incremental rules – advanced association rules techniques – <i>measuring the quality of rules</i>	16
Unit IV	Data warehousing : an introduction - characteristics of a data warehouse – data marts – other aspects of data mart. Online analytical processing: introduction - OLTP & OLAP systems – data modelling –star schema for multidimensional view –data modelling – multifact star schema or snow flake schema – OLAP TOOLS – State of the market – OLAP TOOLS and the internet	16
Unit V	Advanced Topics : Web mining-introduction – web content mining-web structured mining(Page Ranking only)-Web usage mining-spatial mining-introduction-spatial data overview-Temporal mining-introductions-Time series	16
	Total Contact Hrs	78
	<i>*Italicized texts are for self study</i>	
	Power point Presentations, Seminar, Quiz and Assignment	

TEXT BOOKS	1. Margaret H. Dunham, "Data mining introductory and advanced topics", Pearson education, 2003. 2. C.S.R. Prabhu, "Data warehousing concepts, techniques, products and a applications", PHI, Second Edition. 3. Arun K. Pujari, " Data Mining Techniques", Universities Press (India) Private Limited, Hyderabad, 2008
REFERENCES	1. Alex Berson, Stephen J. Smith, "Data warehousing, Data mining, & OLAP, TMCH, 2001. 2. Jiawei Han & Micheline Kamber, " Data mining Concepts & Techniques", 2001, Academic press

Mapping

CO \ PSO	PSO1	PSO2	PSO3	PSO4	PSO5
CO1	H	H	H	H	M
CO2	H	H	H	M	H
CO3	H	H	H	H	H
CO4	H	H	H	H	H
CO5	M	H	H	M	H

H-High; M-Medium; L-Low

Course Designed by	Verified by HOD	Checked by	Approved by
Name and Signature	Name with Signature	CDC	COE
Dr.R.Manickachezian  N.Karthikeyan	Name: Dr. Antony Selvadoss Thanamani  Signature:	Name: K.Srinivasan  Signature:	Name: Dr.R.Muthukumar  Signature:

K. SRINIVASAN, M.C.A.,
Co-ordinator
Curriculum Development Cell (CDC)
NGM College (Autonomous)
Pollachi - 642 001.

Dr. R.MUTHUKUMARAN
Controller of Examinations
NGM College (Autonomous)
POLLACHI - 642 001.

Programme code:	B.Sc	Programme Title :	Bachelor of Science (Computer Science)	
Course Code:	19UCS6E5	Title :	Batch :	2019-2022
Hrs/Week:		6	Core Elective II : Big data Analytics	Semester: VI Credits: 05

Course Objective

On successful completion of course students will possess the skills necessary for utilizing tools (including deploying them on Hadoop/MapReduce) to handle a variety of big data analytics, and to be able to apply the analytics techniques on a variety of applications.

Course Outcomes (CO)

K1	CO1	To remember how to collect, manage, store, query, and analyze various forms of big data
K2	CO2	To understand the concept and challenge of big data and why existing technology is inadequate to analyze the big data
K3	CO3	To deploy use of Big Data to deliver business value
K4	CO4	To analyze un-modeled, multi-structured data using Hadoop, MapReduce
K5	CO5	To validate the novel architectures and platforms introduced for Big data, in particular Hadoop and MapReduce.

Syllabus






Units	Contents	Hrs
Unit I	Big Data Road Map: Digital Data – an Imprint, Evolution of Big Data – What is Big Data – Sources of Big Data – Characteristics of Big Data – Data Discovery – Traditional Approach – Applications of Big Data. Hadoop: Why Hadoop – Hadoop Milestones – Hadoop Architecture – An Overview – Why Hadoop Distributed File System (HDFS) –HDFS Architecture – Why MapReduce – MapReduce Applications – Real time – Hadoop Ecosystem – Limitations of Hadoop 1.X Architecture – Hadoop YARN: Beyond MapReduce – YARN Infrastructure – Application Startup in YARN – MapReduce, YARN – A Comparative View.	15
Unit II	HADOOP ECOSYTEM: Components of Hadoop Ecosystem – Hadoop Installation – PIG Installation – HIVE Installation. SPARK and SCALA: Why SPARK? Spark Ecosystem – Apache Spark Use Cases – SCALA Programming – SCALA REPL – SCALA vs Java.	15
Unit III	NoSQL Database – HBASE – Why NoSQL – Types of NoSQL Database – Advantages of NoSQL –HBASE – HBASE Architecture – HBASE vs RDBMS. PIG: Why PIG? PIG user Interactive Modes – PIG Latin – Dataset – PIG Commands and Functions – Relational Operators – Evaluation Functions – Batch Mode – Embedded Mode – PIG vs SQL.	16
Unit IV	HIVE: Why HIVE - HIVE Architecture – Data Units in Hive – Hive Query Languages – HIVE Startup – Database Operations – Tables – Joins – A Comparative View. Data Analytics Big Data Tools: R- Programming – Why R + Hadoop – Rhadoop Architecture – R Big Data Intergration Packages – SAS – SAS program Components – SAS Support for -Hadoop – SAS Functions – KNIME – KNIME Components – KNIME Big Data Analytics.	16

Unit V	Big Data Solutions in the Real World: The Importance of Big Data to Business – Big Data as a Business Planning Tool – Adding New Dimensions to the Planning Cycle – Keeping Data Analytics in Perspective – Getting Started with Right Foundation – Planning for Big Data – Transforming Business Processes with Big Data. Ten Big Data Best Practices – Ten Big Data Do’s and Don’ts.	16
	Total Contact Hrs	78
	<i>*Italicized texts are for self study</i>	
	Power point Presentations, Seminar, Quiz and Assignment	
TEXT BOOKS	1. Judith Hurwitz, Alan Nurgent, Dr. Fern Halper, Marcia Kaufman, 2013, “ Big Data for Dummies”, First Edition, A Wiley Publication 2.V. Bhuvanewari, T. Devi, 2016, “Big Data Analytics-A Practitioner Approach”	
REFERENCES	1.Michael Minelli, Michele Chambers, Ambiga Dhiraj, 2013, “Big Data, Big Analytics – Emerging Business Intelligence and Analytic Trends For Todays Businesses”, First Edition, A Wiley Publication 2. Strata Conference, Making Data Work, 2013, “Big Data Now”, First Edition, Shroff Publication	

Mapping

CO \ PSO	PSO1	PSO2	PSO3	PSO4	PSO5
CO1	H	H	M	H	H
CO2	H	H	H	H	H
CO3	H	H	M	M	H
CO4	H	M	H	H	H
CO5	H	M	H	H	M

H-High; M-Medium; L-Low

Course Designed by	Verified by HOD	Checked by	Approved by
Name and Signature	Name with Signature	CDC	COE
Dr. R.Manicka Chezian 	Name: Dr. Antony Selvadoss Thanamani 	Name: K.Srinivasan 	Name: Dr.R.Muthukumaran 
M.Dhavapriya 	Signature:	Signature:	Signature:

K. SRINIVASAN, M.C.A.
Co-ordinator
Curriculum Development Cell (CDC)
NGM College (Autonomous)
Pollachi - 642 001.

Dr. R.MUTHUKUMARAN
Controller of Examinations
NGM College (Autonomous)
POLLACHI - 642 001.

Programme code:	B.Sc	Programme Title :	Bachelor of Science (Computer Science)	
Course Code:	19UCS6E6	Title :	Batch :	2019-2022
Hrs/Week:		6	Core Elective II : Grid and Cloud Computing	Semester: VI Credits: 05

Course Objective

The objective of this course is to explain the evolving computer models called grid and cloud computing by introducing the various levels of services that can be achieved by them. Also learn how to make applications for cloud and grid environment by using toolkits.

Course Outcomes (CO)

K1	CO1	To remember the advantages of web applications and web services.
K2	CO2	To get an idea about fundamentals and architecture of cloud and grid computing.
K3	CO3	To deploy the cloud and grid based applications using toolkits
K4	CO4	To review the applications of various cloud services development tools such as Amazon Ec2, Google App Engine and IBM clouds.
K5	CO5	To validate the cloud security in applications









Syllabus

Units	Contents	Hrs
Unit I	Fundamentals Of Grid And Cloud Computing: Fundamentals – Scope of Grid Computing – Merging the Grid sources – Architecture with the Web Devices Architecture – Cloud computing – History of Cloud Computing – Cloud Architecture – Cloud Storage – Why cloud computing Matters – <i>Advantages of Cloud computing</i> – Disadvantages of Cloud Computing – Companies in the Cloud Today – Cloud Services.	16
Unit II	Developing Cloud Services: Web-Based Application – Pros and Cons of Cloud Service Development – Types of Cloud Service Development – Software as a Service – Platform as a Service – <i>Web Services</i> – On-Demand computing – Discovering Cloud Services Development Services and Tools – Amazon Ec2- Google App Engine – IBM Clouds.	16
Unit III	Cloud Computing For Everyone: Centralizing Email communications – collaborating on Schedules – Collaborating on To-Do Lists – Collaborating Contact Lists – Cloud computing for the Community – Collaborating on Group Projects and Events – Cloud Computing for the Corporation.	16
Unit IV	Using Cloud Services: Collaborating on Calendars, Schedules and Task Management – Exploring Online Scheduling Applications – Exploring Online Planning and Task Management – collaborating on Event Management – Collaborating on Contact Management – Collaborating on Project Management – Collaborating on Word Processing – Collaborating on Databases – Storing and Sharing Files.	15
Unit V	Grid Computing: OGSA – Sample Use Cases – OGSA Platform Components – OGSI – OGSA Basic Services. Globus Toolkit – Architecture – Programming Model – High Level Services – OGSI.Net. Middleware Solutions.	15
Total Contact Hrs		78
*Italicized texts are for self study		
Power point Presentations, Seminar, Quiz and Assignment		
TEXT BOOKS	1.Joshy Joseph & Criag Fellenstein, 2009, "Grid Computing", PHI, PTR. 2. Michael Miller, August 2009, "Cloud Computing: Web-Based Applications That Change the Way You Work and Collaborate Online", Que Publishing.	
REFERENCES	1.Jose C.Cunha, Omer F.Rana (Eds), 2006, "Grid Computing", Springer International Edition. 2.Anthony T. Velte and others, 2011, "Cloud Computing" TATA Mc-Graw Hill Publications, New Delhi.	

Mapping

CO \ PSO	PSO1	PSO2	PSO3	PSO4	PSO5
CO1	H	M	M	H	H
CO2	H	H	H	H	H
CO3	M	H	M	H	H
CO4	H	M	H	H	H
CO5	M	H	H	M	H

H-High; M-Medium; L-Low

Course Designed by	Verified by HOD	Checked by	Approved by
Name and Signature	Name with Signature	CDC	COE
Dr. Antony Selvadoss Thanamani  N.Arul kumar 	Name: Dr. Antony Selvadoss Thanamani  Signature: 	Name: K.Srinivasan  Signature: 	Name: Dr.R.Muthukumar  Signature: 

K. SRINIVASAN, M.C.A.,
Co-ordinator
Curriculum Development Cell (CDC)
NGM College (Autonomous)
Pollachi - 642 001.

Dr. R.MUTHUKUMARAN
Controller of Examinations
NGM College (Autonomous)
POLLACHI - 642 001.

Programme code:	B.Sc	Programme Title :	Bachelor of Science (Computer Science)	
Course Code:	19UCS6E7	Title :	Batch :	2019-2022
		Core Elective III :	Semester:	VI
Hrs/Week:	6	E-Commerce	Credits:	05

Course Objective

Through this course, students are expected to achieve a basic understanding of E-Commerce. With such background equipment, students would be able to evaluate more advanced or future E-Commerce systems. This course will also awaken students' interest and further motivate them towards developing their career in the area of E-Commerce, E-Market, EDI, Business Strategies and internet applications.

Course Outcomes (CO)

K1	CO1	To keep in mind the Marketing techniques of various product
K2	CO2	To understand the user requirements and product development techniques using e-commerce.
K3	CO3	To apply design creative approach in product, equipment and systems.
K4	CO4	To analyze, design the product development involving computer analytics using advanced techniques and tools.
K5	CO5	To evaluate E-Commerce application in real time.

Syllabus






Units	Contents	Hrs
Unit I	Introduction to E-Commerce: The Scope of E-Commerce – Definition-E-Commerce & the Trade Cycle – Electronic Market – Electronic Data Interchange – The Internet Commerce – The E-Commerce in Perspective. Business Strategy: The Value Chain – Supply Chains – Porter's Value Chain Model – The Inter Organizational Value Chain.	16
Unit II	The Introduction to Business Strategy – Strategic Implications of IT – Technology – Business Environment – Business Capability – Existing Business Strategy – Strategy Formulation & Implementation Planning – e-Commerce Implementation –Commerce Evaluation. The Inter Organizational Transactions.	15
Unit III	E-Markets: Markets – E-Markets-Usage of E-Markets-Advantages & Disadvantages of E-Markets. EDI: Introduction – Definition - Benefits of EDI – EDIStandards – EDI Communication EDI Implementation – EDI Agreement – EDI Security.	15
Unit IV	The Internet : The Internet – The Development of the Internet – TCP/IP – Internet Components – Uses of the Internet – A Page on the Web: HTML Basics – Introduction to HTML – Further HTML – Client Side Scripting – Server Side Scripting – HTML Editors & Editing – The Elements of E-Commerce : Elements – e-Visibility – The e-Shop – On line Payments - Delivering the Goods – Internet e-Commerce Security .	16

Unit V	E-Business: Introduction - The Internet Bookshops – Grocery Supplies - SoftwareSupplies and Support – Electronic Newspapers – The Internet Banking - The Virtual Auctions – Online Share Dealing – Gambling on the Net – e-Diversity.	16
Total Contact Hrs		78
* <i>Italicized</i> texts are for self study		
Power point Presentations, Seminar, Quiz and Assignment		
TEXT BOOKS	1. David Whiteley, E-Commerce – Strategy, Technology & Applications, Tata McGraw-Hill Publication 2012 Edition	
REFERENCES	1. Dr.Rayudu.C.S, E-Commerce and E-Business,Himalaya Publication House New Delhi 2017 Edition	

Mapping

CO \ PSO	PSO1	PSO2	PSO3	PSO4	PSO5
CO1	L	M	H	H	H
CO2	H	H	H	H	H
CO3	H	H	H	H	H
CO4	M	H	H	H	H
CO5	H	M	M	H	M

H-High; M-Medium; L-Low

Course Designed by	Verified by HOD	Checked by	Approved by
Name and Signature	Name with Signature	CDC	COE
M.Malathi 	Name: Dr.Antony Selvadoss Thanamani Signature: 	Name: K.Srinivasan Signature: 	Name: Dr.R.Muthukumaran Signature: 
Dr.A.Kanagaraj 			

K. SRINIVASAN, M.C.A.
Co-ordinator
Curriculum Development Cell (CDC)
NGM College (Autonomous)
Pollachi - 642 001.

Dr. R.MUTHUKUMARAN
Controller of Examinations
NGM College (Autonomous)
POLLACHI - 642 001.

Programme code:	B.Sc	Programme Title :	Bachelor of Science (Computer Science)	
Course Code:	19UCS6E8	Title :	Batch :	2019-2022
		Core Elective III : Enterprise Resource Planning	Semester:	VI
Hrs/Week:	6		Credits:	05

Course Objective

The objective of this course is to make the students to understand the various basic concepts of ERP systems and able to identify and describe typical functionality in an ERP system.

Course Outcomes (CO)

K1	CO1	To remember the knowledge of typical ERP systems, and the advantages and limitations of implementing ERP systems.
K2	CO2	To comprehend the technical aspects of ERP systems
K3	CO3	To implement one of the popular ERP packages to support business operations and decision-making,
K4	CO4	To analyze the challenges associated with implementing enterprise systems and their impacts on organizations
K5	CO5	To build the application integration for ERP






Syllabus

Units	Contents	Hrs
Unit I	<i>Introduction to ERP:</i> Integrated Management Information Seamless Integration – Supply Chain Management – Integrated Data Model – Benefits of ERP – Business Engineering and ERP – Definition of Business Engineering – Principle of Business Engineering – <i>Business Engineering with information Technology.</i>	15
Unit II	<i>Business Modelling For ERP:-</i> Building the Business Model – ERP Implementation – An Overview – Role of Consultant, Vendors and Users, Customization – Precautions – ERP Post Implementation Options-ERP Implementation Technology – <i>Guidelines for ERP Implementation.</i>	16
Unit III	<i>ERP and the Competitive Advantage ERP:</i> domain MPGPRO – IFS/Avalon – Industrial and Financial Systems – Baan IV SAP-Market Dynamics and Dynamic Strategy.	16
Unit IV	<i>Commercial ERP Package:</i> Description – Multi-Client Server Solution – Open Technology – User Interface- Application Integration	16
Unit V	<i>Architecture:</i> Basic Architectural Concepts – The System Control Interfaces – Services – Presentation Interface – Database Interface - Cases.	15
	Total Contact Hrs	78
	<i>*Italicized texts are for self study</i>	
	Power point Presentations, Seminar, Quiz and Assignment	
TEXT BOOKS	1. Vinod Kumar Garg and N.K.Venkita Krishnan, "Enterprise Resource Planning – Concepts and Practice", PHI, Second Edition,2003.	
REFERENCES	1. Jose Antonio Fernandez, "The SAP R/3 Handbook", TMH, 1998. 2. Lau, "Enterprise Resource Management", McGraw Hill,2005 3. Daniel E O'Leary, "Enterprise Resource System", tenth Edition,2000 4. Mary Sumner, "Enterprise Resource Planning", First edition,2007	

Mapping

CO \ PSO	PSO1	PSO2	PSO3	PSO4	PSO5
CO1	M	M	M	H	M
CO2	M	H	H	H	H
CO3	H	H	H	H	H
CO4	M	H	H	H	H

H-High; M-Medium; L-Low

Course Designed by	Verified by HOD	Checked by	Approved by
Name and Signature	Name with Signature	CDC	COE
M.Malathi  K.Kannika Parameswari 	Name: Dr.Antony Selvadoss Thanamani  Signature:	Name: K.Srinivasan  Signature:	Name: Dr.R.Muthukumaran  Signature:

K. SRINIVASAN, M.C.A.,
Co-ordinator
Curriculum Development Cell (CDC)
NGM College (Autonomous)
Pollachi - 642 001.

Dr. R.MUTHUKUMARAN
Controller of Examinations
NGM College (Autonomous)
POLLACHI - 642 001.

Programme code:	B.Sc	Programme Title :	Bachelor of Science (Computer Science)	
Course Code:	19UCS6E9	Title :	Batch :	2019-2022
Hrs/Week:	6	Core Elective III : Management Information System	Semester:	VI
			Credits:	05

Course Objective

On successful completion of the course, the students should have a good understanding on the Management Information System and acquired Management Knowledge and development skills for Business Administration.

Course Outcomes (CO)

K1	CO1	To remember the operation of the application, application lifecycle, and activities and organization layout
K2	CO2	To get an idea of the Management - components, various controls strategies, fragments and examples.
K3	CO3	To deploy a basic application that acts as a working example with various concepts
K4	CO4	To analyze the functions of various organizational department.
K5	CO5	To validate the company for its security and permissions.






Syllabus

Units	Contents	Hrs
Unit I	Introduction: MIS Concept – MIS Definition – Role of the MIS – Impact of the MIS – MIS and Computer. Role and Importance of Management – Introduction Approaches to Management – Functions of the Manager – Management as a Control System – Process of Management	16
Unit II	Organization Structure and Theory – Strategic Management of Business: Basics of Management Information Systems: Decision Making – Information Systems.	16
Unit III	System Analysis and Design – Development of MIS – Choice of Information Technology – Applications of Management Information System – Decision Support Systems	16
Unit IV	Enterprise Management Systems – Technology of Information Systems – Database Management Systems – Object Oriented Technology (OOT): Conceptual Presentation – Client Server Architecture.	15
Unit V	Networks – Business Process Re-Engineering (BPR) – Data Warehouse: Architecture to Implementation – Electronic Business Technology.	15
	Total Contact Hrs	78
	<i>*Italicized texts are for self study</i>	
	Power point Presentations, Seminar, Quiz and Assignment	
TEXT BOOKS	1 W.S.Jawadekar, Management Information Systems, 4 th Edition, 2009 Tata McGraw Hill	
REFERENCES	1. Robert Schultheis, Mary Sumner, Management Information System, 4th Edition, TMH	

Mapping

PSO CO	PSO1	PSO2	PSO3	PSO4	PSO5
CO1	H	M	M	H	H
CO2	M	M	H	H	H
CO3	H	H	H	H	M
CO4	H	M	H	H	H
CO5	H	H	M	H	H

H-High; M-Medium; L-Low

Course Designed by	Verified by HOD	Checked by	Approved by
Name and Signature	Name with Signature	CDC	COE
Dr. Aruchamy Rajini  N.Arul kumar 	Name: Dr. Antony Selvadoss Thanamani  Signature:	Name: K.Srinivasan  Signature:	Name: Dr.R.Muthukumar  Signature:

Dr. R.MUTHUKUMARAN **K. SRINIVASAN, M.C.A.,**
 Controller of Examinations Co-ordinator
 NGM College (Autonomous) Curriculum Development Cell (CDC)
 POLLACHI - 642 001. NGM College (Autonomous)
 Pollachi - 642 001.

Programme code:	B.Sc	Programme Title :	Bachelor of Science (Computer Science)	
Course Code:	19UCS623	Title :	Batch :	2019-2022
Hrs/Week:	5	Core Lab IX: Python Programming Lab	Semester:	VI
			Credits:	03

Course Objective

On successful completion of the course the students should write well-documented programs in the Python language, including use of the logical constructs of that language.

Course Outcomes (CO)

K3	CO1	To implement, Interpret, Contrast of various operators.
K4	CO2	To review and analyze database with variables, loop, branch, subroutine, and input/output
K5	CO3	To validate how databases are integrated with components ,modular programming and the design of user interfaces

Syllabus

Units	Contents	Hrs
	<p style="text-align: center;">SET A</p> <ul style="list-style-type: none"> • Write a program to find the largest of n numbers. • Write a program that asks the user to enter a series of positive numbers (The user should enter a negative number to signal the end of the series)and the program should display the numbers in order and their sum. • Write a program to find the product of two matrices [A]m_xp and [B]p_xr • Write recursive and non-recursive functions for the following: <ul style="list-style-type: none"> ○ To find GCD of two integers. ○ To find the factorial of positive integer ○ To print Fibonacci Sequence up to given number n • Write a program to display two random numbers that are to be added, such as: 247 + 129, the program should allow the student to enter the answer. If the answer is correct, a message of congratulations should be displayed. If the answer is incorrect, a message showing the correct answer should be displayed. • Write recursive and non-recursive functions to display prime number from 2 to n. • Write a program that writes a series of random numbers to a file from 1 to n and 	65

display.

- Write a program to create file, write the content and display the contents of the file with each line preceded with a line number (start with 1) followed by a colon.
- In a program, write a function that accepts two arguments: a list and a number n. The function displays all of the numbers in the list that are greater than the number n.

SET B

- Write a program for linear search and binary search.
- Write a program with a function that accepts a string as an argument and returns the no. of vowels that the string contains. Another function to return number of consonants.
- Write a program that opens a specified text file and then displays a list of all the unique words found in the file. (Store each word as an element of a set.)
- Write a program to analyze the contents of two text files using set operations.
- Write a program to implement the inheritance and dynamic polymorphism.
- Write a GUI program that converts Celsius temperatures to Fahrenheit temperatures.
- Write a GUI program that displays your details when a button is clicked.
- Write a program to delete or remove elements from a list
- Write a program to slice lists in Python
- Write a Program to Illustrate Different Set Operations
- Write a Program to Display Calendar

INTERNAL MARK (40 Marks)

Observation Note	Record	10 Marks
Practical Skills		10 Marks
Model Exam		20 Marks


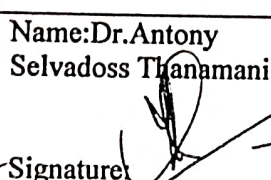






EXTERNAL MARK (60 Marks)

Record Note	10 Marks
Set A	20 Marks
Set B	30 Marks

Mapping

PSO CO	PSO1	PSO2	PSO3	PSO4	PSO5
CO1	H	H	M	H	H
CO2	H	M	M	H	H
CO3	M	H	H	M	M

H-High; M-Medium; L-Low

Course Designed by	Verified by HOD	Checked by	Approved by
Name and Signature	Name with Signature	CDC	COE
Dr. R.Manicka Chezian 	Name: Dr. Antony Selvadoss Thanamani 	Name: K.Srinivasan 	Name: Dr.R.Muthukumar 
Dr.R.Deepa 	Signature: 	Signature: 	Signature: 

K. SRINIVASAN, M.C.A.,
Co-ordinator
Curriculum Development Cell (CDC)
NGM College (Autonomous)
Pollachi - 642 001.

Dr. R.MUTHUKUMARAN
Controller of Examinations
NGM College (Autonomous)
POLLACHI - 642 001.

Programme code:	B.Sc	Programme Title :	Bachelor of Science (Computer Science)	
Course Code:	19UCS624	Title :	Batch :	2019-2022
		Core Lab X: Advanced Applications in MS Excel Lab	Semester:	VI
Hrs/Week:	4		Credits:	02

Course Objective

This course was designed for the intermediate student who has already mastered the basic skills of MS Excel and wants to gain more advanced skills to put to work in a business environment or for personal use.

Course Outcomes (CO)

K3	CO1	To implement, Interpret data using MS Excel.
K4	CO2	To review and analyze the mathematical functions, data analytics using MS Excel
K5	CO3	To validate the macros and manipulation for objects and data using MS Excel

Syllabus


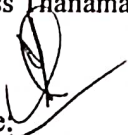


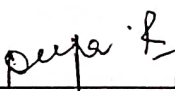

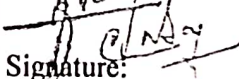

Units	Contents	Hrs
	<p style="text-align: center;">SET A</p> <ul style="list-style-type: none"> • Create an excel worksheet for entering data and apply the auto function in Excel. • Create an excel worksheet to calculate Electricity Bill • Create an excel worksheet to calculate salary with basic pay, net pay, Gross Pay with deductions. • Create an excel Worksheet to apply Statistical functions. • Create an excel Worksheet to calculate Student Mark sheet. <p style="text-align: center;">SET B</p> <ul style="list-style-type: none"> • Create a macro and assign to an object or graphic or control. • Create a macro by using Microsoft Visual Basic and run it. • Create a macro and do edit, copy, delete operations. • Create an excel worksheet to enter the given data and use filter options to get the required result. • Create an excel worksheet to enter the given data and use sorting functions to get the required results 	52

INTERNAL MARK (20 Marks)			EXTERNAL MARK (30 Marks)	
Observation Note	Record	5 Marks	Record Note	5 Marks
Practical Skills		5 Marks	Set A	10 Marks
Model Exam		10 Marks	Set B	15 Marks

Mapping

CO \ PSO	PSO1	PSO2	PSO3	PSO4	PSO5
CO1	H	H	M	H	H
CO2	H	H	M	H	H
CO3	H	M	H	H	H

H-High; M-Medium; L-Low

Course Designed by	Verified by HOD	Checked by	Approved by
Name and Signature	Name with Signature	CDC	COE
M.Malathi 	Name: Dr. Antony Selvadoss Thanamani 	Name: K.Srinivasan 	Name: Dr.R.Muthukumaran 
Dr.R.Deepa 	Signature: 	Signature: 	Signature: 

K. SRINIVASAN, M.C.A.,
Co-ordinator
Curriculum Development Cell (CDC)
NGM College (Autonomous)
Pollachi - 642 001.

Dr. R.MUTHUKUMARAN
Controller of Examinations
NGM College (Autonomous)
POLLACHI - 642 001.

Programme code:	B.Sc	Programme Title :	Bachelor of Science (Computer Science)	
Course Code:	19UCS6S4	Title :	Batch :	2019-2022
Hrs/Week:	1	Skill Based Elective -II: Joomla	Semester:	VI
			Credits:	02

Course Objective

This course was designed for the purpose of introducing to the students in the field of programming using Joomla. The students will be able to enhance their analyzing and problem solving skills and use the same for writing programs in Joomla.

Course Outcomes (CO)

K3	CO1	To apply the basic concepts to solve real world problems using Joomla
K4	CO2	To analyze design issues in developing various applications
K5	CO3	To validate Web based applications

Syllabus

Units	Contents	Hrs						
	<p style="text-align: center;">SET A</p> <ul style="list-style-type: none"> • To create the Corporate Web sites or portals • To create a web site for online newspaper • To create a web site for Online magazines • To create a Web site for online bus ticket reservation • To create a Government application <p style="text-align: center;">SET B</p> <ul style="list-style-type: none"> • To create a Small business Web site • To create a organizational Web site • To create a web site for Community-based portal • To create a School Web site • To create a Web site for family homepage <p style="text-align: center;">EXTERNAL MARK (50 Marks)</p> <table border="1" style="margin-left: auto; margin-right: auto;"> <tr> <td>Record Note</td> <td>10 Marks</td> </tr> <tr> <td>Set A</td> <td>20 Marks</td> </tr> <tr> <td>Set B</td> <td>20 Marks</td> </tr> </table>	Record Note	10 Marks	Set A	20 Marks	Set B	20 Marks	13
Record Note	10 Marks							
Set A	20 Marks							
Set B	20 Marks							

Mapping

CO \ PSO	PSO1	PSO2	PSO3	PSO4	PSO5
CO1	H	H	M	H	H
CO2	H	H	M	H	H
CO3	H	M	H	H	H

H-High; M-Medium; L-Low

Course Designed by	Verified by HOD	Checked by	Approved by
Name and Signature	Name with Signature	CDC	COE
Dr.Aruchamy Rajini <i>Dr. Aruchamy Rajini</i> S. Sharmila <i>S. Sharmila</i>	Name: Dr. Antony Selvadoss Thanamani <i>[Signature]</i> Signature:	Name: K.Srinivasan <i>[Signature]</i> Signature:	Name: Dr.R.Muthukumar <i>[Signature]</i> Signature:

K. SRINIVASAN, M.C.A.,
Co-ordinator
Curriculum Development Cell (CDC)
NGM College (Autonomous)
Pollachi - 642 001.

Dr. R.MUTHUKUMARAN
Controller of Examinations
NGM College (Autonomous)
POLLACHI - 642 001.

Programme code:	B.Sc	Programme Title :	Bachelor of Science (Computer Science)	
Course Code:	19UCS6S5	Title :	Batch :	2019-2022
Hrs/Week:	1	Skill Based Elective -II: Macromedia Director	Semester:	VI
			Credits:	02

Course Objective

The objective of this course is to make the students to implement several features of Macromedia Director by using various specialized tools.

Course Outcomes (CO)

K3	CO1	To apply the basic tools of macromedia director.
K4	CO2	To analyze specialized tools like shadow emboss,mask function and implement it in any animated picture.
K5	CO3	To validate website designing using the scripts.



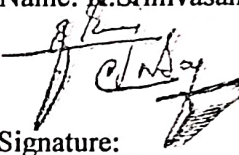



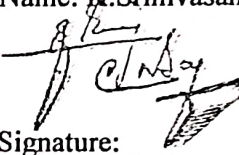

Syllabus

Units	Contents	Hrs						
	<p style="text-align: center;">SET A</p> <ul style="list-style-type: none"> • To position the picture preferably on a plain background of a colour of your choice - positioning • includes rotation and scaling. • To remove the arrows and text from the given photographic image • To type a word and apply the effects shadow emboss • To create an animated cursor using <code>startdrag("ss",true); mouse. Hide();</code> • To design a visiting card containing atleast one graphic and text information <p style="text-align: center;">SET B</p> <ul style="list-style-type: none"> • To use appropriate tool(s) from the toolbox, cut the objects from 3 files (f1.jpg, f2.jpg & f3.jpg) • organize them in a single file and apply feather effects • To display the background given (filename: garden.jpg) through your name using mask • To make anyone of one of the parrots black & white in a given picture. • To change a circle into a square using director • Design an interactive director content box using actions scripts for a website. • Design a picture and animations using director. <p style="text-align: center;">EXTERNAL MARK (50 Marks)</p> <table border="1" style="margin-left: auto; margin-right: auto;"> <tr> <td>Record Note</td> <td>10 Marks</td> </tr> <tr> <td>Set A</td> <td>20 Marks</td> </tr> <tr> <td>Set B</td> <td>20 Marks</td> </tr> </table>	Record Note	10 Marks	Set A	20 Marks	Set B	20 Marks	13
Record Note	10 Marks							
Set A	20 Marks							
Set B	20 Marks							

Mapping

CO \ PSO	PSO1	PSO2	PSO3	PSO4	PSO5
CO1	H	H	H	H	H
CO2	M	H	M	M	H
CO3	H	M	H	H	M

H-High; M-Medium; L-Low

Course Designed by	Verified by HOD	Checked by	Approved by
Name and Signature	Name with Signature	CDC	COE
M.Malathi 	Name: Dr.Antony Selvadoss Thanamani 	Name: K.Srinivasan 	Name: Dr.R.Muthukumar 
S.S.Shanthi 	Signature: 	Signature: 	Signature: 

K. SRINIVASAN, M.C.A.,
Co-ordinator
Curriculum Development Cell (CDC)
NGM College (Autonomous)
Pollachi - 642 001.

Dr. R.MUTHUKUMARAN
Controller of Examinations
NGM College (Autonomous)
POLLACHI - 642 001.

Programme code:	B.Sc	Programme Title :	Bachelor of Science (Computer Science)	
Course Code:	19UCS6S6	Title :	Batch :	2019-2022
		Skill Based Elective -II: Soft Skills	Semester:	VI
Hrs/Week:	1		Credits:	02

Course Objective

The objective of the course is to develop a wide variety of soft skills starting from communication, to working in different environments, learning creative and critical decision making, developing awareness of how to work with people and to resolve stress.

Course Outcomes (CO)

K1	CO1	To remember the basics of communication skills
K2	CO2	To understand the relationship between leadership networking and team work
K3	CO3	To apply the skills required for a good leadership
K4	CO4	To analyze the causes of stress and its impact
K5	CO5	To build the interpersonal skills for being an effective goal oriented team player.



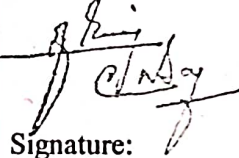



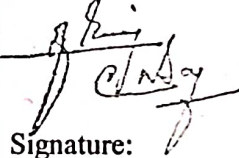

Syllabus

Units	Contents	Hrs
Unit I	Self Analysis: SWOT Analysis- Who am I- Attributes- Importance of Self Confidence- Self Esteem. Creativity: Out of box thinking- Lateral Thinking. Attitude: Factors influencing Attitude- Challenges and lessons from Attitude- Etiquette.	2
Unit II	Motivation: Factors of motivation- Self talk- Intrinsic & Extrinsic Motivators. Goal Setting: Wish List- SMART Goals- Blue print for success- Short Term- Long Term- Life Time Goals.	2
Unit III	Gratitude: Understanding the relationship between Leadership Networking & Team work- Assessing Interpersonal Skills Situation-Description of Interpersonal Skills. Team Work: Necessity of Team Work Personally, Socially and Educationally.	3
Unit IV	Leadership: Skills for a good Leader- Assessment of Leadership Skills. Decision Making: Importance and necessity of Decision Making- Process and practical way of Decision Making- Weighing Positives & Negatives.	3
Unit V	Stress Management: Causes of Stress and its impact- how to manage & distress- Circle of control- Stress Busters. Emotional Intelligence: What is Emotional Intelligence- emotional quotient -why Emotional Intelligence matters- Emotion Scales- Managing Emotions.	3
	Total Contact Hrs	
	<i>*Italicized texts are for self study</i>	13
	Power point Presentations, Seminar, Quiz and Assignment	
TEXT BOOKS	1. "Soft Skills", 2015, Career Development Centre, Green Pearl Publications.	
REFERENCES	1. Daniel Coleman, "Emotional Intelligence", Bantam Book, 2006	

Mapping

PSO CO	PSO1	PSO2	PSO3	PSO4	PSO5
CO1	H	H	M	H	H
CO2	H	H	H	M	M
CO3	M	H	H	H	H
CO4	H	M	H	M	H
CO5	H	H	M	H	M

H-High; M-Medium; L-Low

Course Designed by	Verified by HOD	Checked by	Approved by
Name and Signature	Name with Signature	CDC	COE
Dr. Antony Selvadoss Thanamani 	Name: Dr. Antony Selvadoss Thanamani 	Name: K. Srinivasan 	Name: Dr. R. Muthukumar 
R. Nandhakumar 	Signature: 	Signature: 	Signature: 

K. SRINIVASAN, M.C.A.,
Co-ordinator
Curriculum Development Cell (CDC)
NGM College (Autonomous)
Pollachi - 642 001.

Dr. R. MUTHUKUMARAN
Controller of Examinations
NGM College (Autonomous)
POLLACHI - 642 001.

Programme code:	B.Sc	Programme Title :	Bachelor of Science (Computer Science)	
Course Code:	19UCS625	Title :	Batch :	2019-2022
Hrs/Week:	4	Project	Semester:	VI
			Credits:	03

Course Objective

To provide experience to the students in analyzing, designing, implementation and evaluation of software.

	<p>Instructional Notes: Students are required to develop entire new software system or to enhance/modify functionalities of existing software or to provide customization based on existing technology/framework to fulfill specific requirements.</p> <p>MAXIMUM MARKS : 100</p> <p>PROJECT EVALUATION : 80</p> <p>VIVA-VOCE : 20</p>
--	--